

ROHM Solution Simulator

Automotive Ground Sense Operational Amplifiers

BA2904/2Yxx-C – Non-inverting Amplifier – Frequency Response simulation

This circuit simulates the frequency response with Op-Amp as a non-inverting amplifier. You can observe the AC gain and phase of the ratio of output to input voltage when the input source voltage AC frequency is changed. You can customize the parameters of the components shown in blue, such as VSOURCE, or peripheral components, and simulate the non-inverting amplifier with the desired operating condition.

You can simulate the circuit in the published application note: Operational amplifier, Comparator (Tutorial). [\[JP\]](#) [\[EN\]](#) [\[CN\]](#) [\[KR\]](#)

General Cautions

- Caution 1:* The values from the simulation results are not guaranteed. Please use these results as a guide for your design.
- Caution 2:* These model characteristics are specifically at Ta=25°C. Thus, the simulation result with temperature variances may significantly differ from the result with the one done at actual application board (actual measurement).
- Caution 3:* Please refer to the Application note of Op-Amps for details of the technical information.
- Caution 4:* The characteristics may change depending on the actual board design and ROHM strongly recommend to double check those characteristics with actual board where the chips will be mounted on.

1 Simulation Schematic

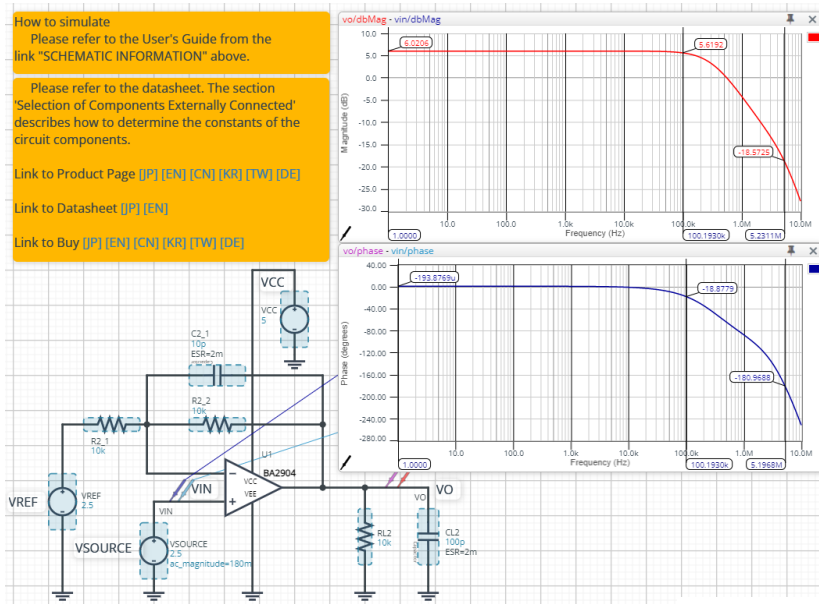


Figure 1. Simulation Schematic

2 How to simulate

The simulation settings, such as parameter sweep or convergence options, are configurable from the 'Simulation Settings' shown in Figure 2, and Table 1 shows the default setup of the simulation.

In case of simulation convergence issue, you can change advanced options to solve. The temperature is set to 27 °C in the default statement in 'Manual Options'. You can modify it.

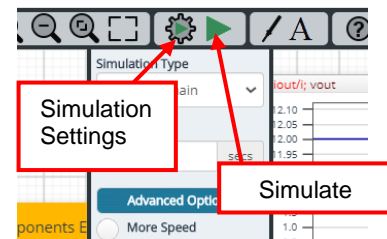


Figure 2. Simulation Settings and execution

Table 1. Simulation settings default setup

Parameters	Default	Note
Simulation Type	Frequency-Domain	Do not change Simulation Type
Start Frequency	0 Hz	Simulate the frequency response for the frequency range from 0 Hz to 10 MHz.
End Frequency	10Meg Hz	
Advanced options	More Accuracy	-
	Time Resolution Enhancement	-
	Convergence Assist	-
Manual Options	.temp 27	-

3 Simulation Conditions

Table 2. List of the simulation condition parameters

Instance Name	Type	Parameters	Default Value	Variable Range		Units
				Min	Max	
VSOURCE	Voltage Source	Voltage_level	2.5	0	36	V
		AC_magnitude	180m	free		V
		AC_phase	0.0	fixed		°
VCC	Voltage Source for Op-Amp	Voltage_level	5	3 ^(Note1)	36 ^(Note1)	V
		AC_magnitude	0.0	fixed		V
		AC_phase	0.0	fixed		°
VREF	Voltage Source	Voltage_level	2.5	VEE	VCC	V
		AC_magnitude	0.0	fixed		V
		AC_phase	0.0	fixed		°

(Note 1) Set it to the guaranteed operating range of the Op-Amps.

4 Op-Amp model

Table 3 shows the model pin function implemented. Note that the Op-Amp model is the behavioral model for its input/output characteristics, and neither protection circuits nor functions unrelated to the purpose are implemented.

Table 3. Op-Amp model pins used for the simulation

Pin Name	Description
+IN	Non-inverting input
-IN	Inverting input
VCC	Positive power supply
VEE	Negative power supply / Ground
OUT	Output

5 Peripheral Components

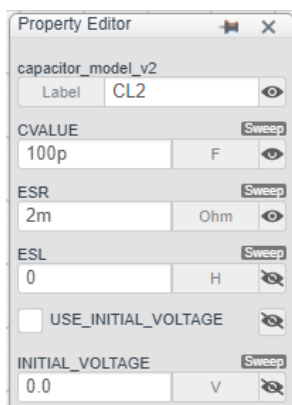
5.1 Bill of Material

Table 4 shows the list of components used in the simulation schematic. Each of the capacitors has the parameters of equivalent circuit shown below. The default values of equivalent components are set to zero except for the ESR of C. You can modify the values of each component.

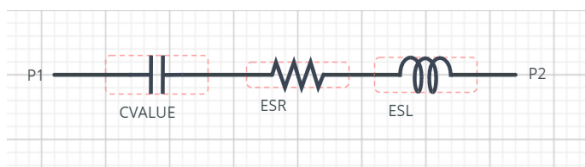
Table 4. List of capacitors used in the simulation circuit

Type	Instance Name	Default Value	Variable Range		Units
			Min	Max	
Resistor	R2_1	10k	1k	1M	Ω
	R2_2	10k	1k	1M	Ω
	RL2	10k	1k	1M, NC	Ω
Capacitor	C2_1	10	0.1	100	pF
	CL2	100	free, NC		pF

5.2 Capacitor Equivalent Circuits



(a) Property editor



(b) Equivalent circuit

Figure 3. Capacitor property editor and equivalent circuit

The default value of ESR is 2m Ω .

(Note 2) These parameters can take any positive value or zero in simulation but it does not guarantee the operation of the IC in any condition. Refer to the datasheet to determine adequate value of parameters.

6 Recommended Products

6.1 Op-Amp

BA2904/2YXX-C : Standard Ground Sense Operational Amplifier. [\[JP\]](#) [\[EN\]](#) [\[CN\]](#) [\[KR\]](#) [\[TW\]](#) [\[DE\]](#)

BA2904YFV-C : Standard Ground Sense Operational Amplifier. [\[JP\]](#) [\[EN\]](#) [\[CN\]](#) [\[KR\]](#) [\[TW\]](#) [\[DE\]](#)

BA2904YFVM-C : Standard Ground Sense Operational Amplifier. [\[JP\]](#) [\[EN\]](#) [\[CN\]](#) [\[KR\]](#) [\[TW\]](#) [\[DE\]](#)

BA2902YF-C : Standard Ground Sense Operational Amplifier. [\[JP\]](#) [\[EN\]](#) [\[CN\]](#) [\[KR\]](#) [\[TW\]](#) [\[DE\]](#)

BA2902YFV-C : Standard Ground Sense Operational Amplifier. [\[JP\]](#) [\[EN\]](#) [\[CN\]](#) [\[KR\]](#) [\[TW\]](#) [\[DE\]](#)

Technical Articles and Tools can be found in the Design Resources on the product web page.

Notes

- 1) The information contained herein is subject to change without notice.
- 2) Before you use our Products, please contact our sales representative and verify the latest specifications :
- 3) Although ROHM is continuously working to improve product reliability and quality, semiconductors can break down and malfunction due to various factors.
Therefore, in order to prevent personal injury or fire arising from failure, please take safety measures such as complying with the derating characteristics, implementing redundant and fire prevention designs, and utilizing backups and fail-safe procedures. ROHM shall have no responsibility for any damages arising out of the use of our Products beyond the rating specified by ROHM.
- 4) Examples of application circuits, circuit constants and any other information contained herein are provided only to illustrate the standard usage and operations of the Products. The peripheral conditions must be taken into account when designing circuits for mass production.
- 5) The technical information specified herein is intended only to show the typical functions of and examples of application circuits for the Products. ROHM does not grant you, explicitly or implicitly, any license to use or exercise intellectual property or other rights held by ROHM or any other parties. ROHM shall have no responsibility whatsoever for any dispute arising out of the use of such technical information.
- 6) The Products specified in this document are not designed to be radiation tolerant.
- 7) For use of our Products in applications requiring a high degree of reliability (as exemplified below), please contact and consult with a ROHM representative : transportation equipment (i.e. cars, ships, trains), primary communication equipment, traffic lights, fire/crime prevention, safety equipment, medical systems, servers, solar cells, and power transmission systems.
- 8) Do not use our Products in applications requiring extremely high reliability, such as aerospace equipment, nuclear power control systems, and submarine repeaters.
- 9) ROHM shall have no responsibility for any damages or injury arising from non-compliance with the recommended usage conditions and specifications contained herein.
- 10) ROHM has used reasonable care to ensure the accuracy of the information contained in this document. However, ROHM does not warrants that such information is error-free, and ROHM shall have no responsibility for any damages arising from any inaccuracy or misprint of such information.
- 11) Please use the Products in accordance with any applicable environmental laws and regulations, such as the RoHS Directive. For more details, including RoHS compatibility, please contact a ROHM sales office. ROHM shall have no responsibility for any damages or losses resulting non-compliance with any applicable laws or regulations.
- 12) When providing our Products and technologies contained in this document to other countries, you must abide by the procedures and provisions stipulated in all applicable export laws and regulations, including without limitation the US Export Administration Regulations and the Foreign Exchange and Foreign Trade Act.
- 13) This document, in part or in whole, may not be reprinted or reproduced without prior consent of ROHM.



Thank you for your accessing to ROHM product informations.
More detail product informations and catalogs are available, please contact us.

ROHM Customer Support System

<http://www.rohm.com/contact/>