

Packages

● Dimensions (Unit: mm)

Surface Mount Type

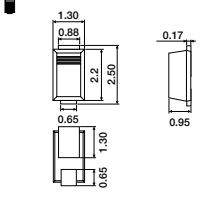
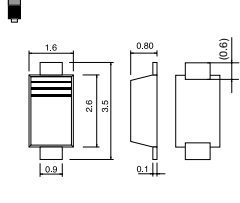
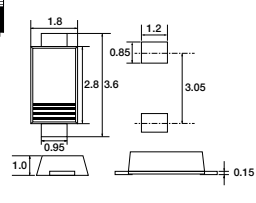
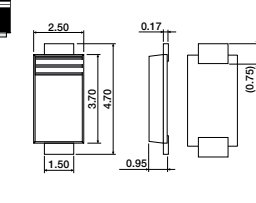
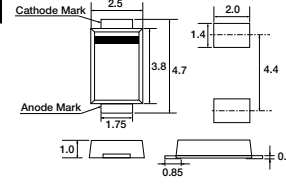
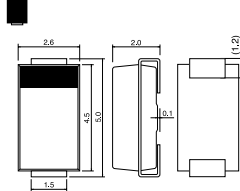
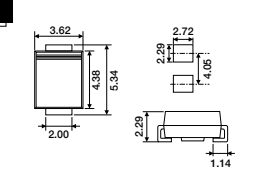
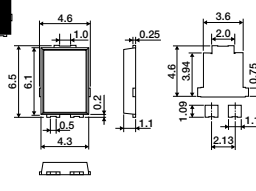
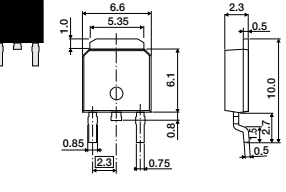
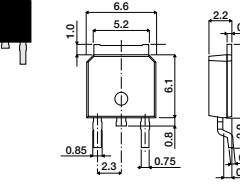
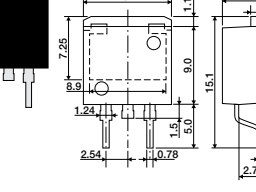
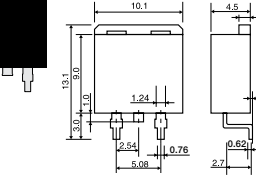
<p>DSN0402-2 (SMD0402)</p>	<p>DSN0603-2 (SMD0603) (SMD0603B)</p>	<p>DSN1006-2 (SMD1006)</p>	<p>DSN2012-2 (SMD2012)</p>
<p>DFN1006-2W (DFN1006-2W)</p>	<p>SOD-923 (VMN2M)</p>	<p>SOT-723 (VMD3)</p>	<p>SOD-523 (EMD2)</p>
<p>SOT-416FL (EMD3F)</p>	<p>SOD-323FL (UMD2)</p>	<p>SOT-323FL (UMD3F)</p>	<p>SOT-323 (UMD3)</p>
<p>SOT-23 (SSD3)</p>	<p>SOD-323HE (TUUMD2M)</p>	<p>SOD-323HE (TUUMD2SM)</p>	<p>SOT-457T (TSMD6)</p>

Note: () : ROHM Packages.

Power Packages

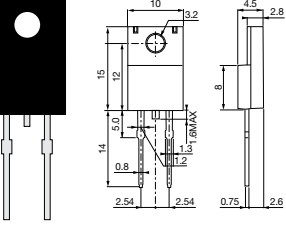
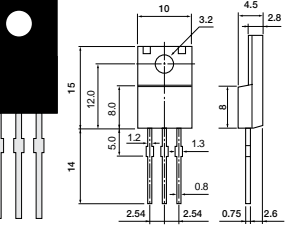
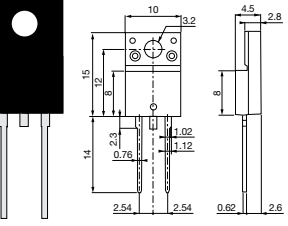
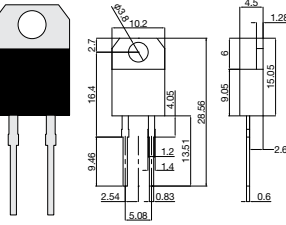
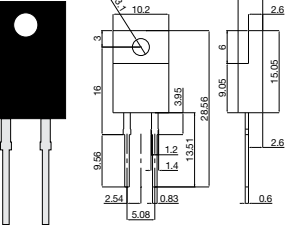
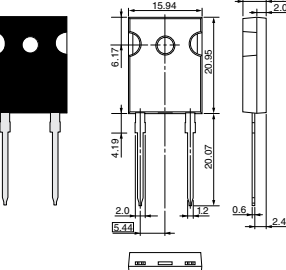
● Dimensions (Unit: mm)

Surface Mount type

<p>(PMDE)</p> 	<p>SOD-123FL (PMDU)</p> 	<p>SOD-123FL (PMDUP)</p> 	<p>SOD-128 (PMDTM)</p> 
<p>SOD-128 (PMDTP)</p>  <p>Cathode Mark</p> <p>Anode Mark</p>	<p>DO-214AC SMA (PMDS)</p> 	<p>DO-214AA SMB (SMBP)</p> 	<p>TO-277A (TO-277GE)</p> 
<p>TO-252 D-PAK (TO-252GE)</p>  <p>Each lead has same dimensions</p>	<p>TO-252 D-PAK (TO-252M)</p>  <p>Each lead has same dimensions</p>	<p>TO-263AB D2PAK (TO-263L)</p>  <p>Each lead has same dimensions</p>	<p>TO-263AB D2PAK (TO-263S)</p>  <p>Each lead has same dimensions</p>

Note: () : ROHM Packages.

Through Hole type

<p>TO-220AB (TO-220FN) <2pin></p>  <p>Each lead has same dimensions</p>	<p>TO-220AB (TO-220FN) <3pin></p>  <p>Each lead has same dimensions</p>	<p>TO-220AB (TO-220NFM) <2pin></p>  <p>Each lead has same dimensions</p>
<p>TO-220AC (TO-220AC)</p>  <p>Each lead has same dimensions</p>	<p>TO-220AC (TO-220ACFP)</p>  <p>Each lead has same dimensions</p>	
<p>TO-247-2L (TO-247GE-2L)</p>  <p>Each lead has same dimensions</p>		

Note: () : ROHM Packages.

● Packaging type

	Package				Size (mm)	Height (mm)	Taping Code	Packing Specifications	Direction	Quantity (pcs)
	GENERAL Code	JEDEC Code	ROHM Package	JEITA Code						
Surface Mount type	DSN0402-2 [SOD-992]	—	(SMD0402)	—	0402	0.18	T27R	Embossed tape	Cathode on sprocket hole side	27,000
							T27N		Non-direction	
	DSN0603-2 [SOD-962]	—	(SMD0603) (SMD0603B)	—	0603	0.28	T15R	Embossed tape	Cathode on sprocket hole side	15,000
	DSN1006-2 [SOD-993]	—	(SMD1006)	—	1006	0.22	T18R	Embossed tape	Cathode on sprocket hole side	18,000
	DFN1006-2W [SOD-882]	—	(DFN1006-2W)	—	1006	0.4	T2RB	Embossed tape	Cathode on sprocket hole side	8,000
	SOT-723	—	(VMD3)	SC-105AA	1212	0.5	T2L	Embossed tape	One terminal on sprocket hole side	8,000
	SOD-923	—	(VMN2M)	SC-121	1006	0.37	T2R	Embossed tape	Cathode on sprocket hole side	8,000
	SOD-523	—	(EMD2)	SC-79	1608	0.6	T2R	Embossed tape	Cathode on sprocket hole side	8,000
							T2N		Non-direction	
	SOT-416FL	—	(EMD3F)	SC-89	1616	0.7	TL	Embossed tape	One terminal on sprocket hole side	3,000
	DSN2012-2	—	(SMD2012)	—	2012	0.3	T7R	Embossed tape	Cathode on sprocket hole side	7,000
	SOD-323FL	—	(UMD2)	SC-90A	25125	0.7	TE-17	Embossed tape	Cathode on sprocket hole side	3,000
	SOT-323	—	(UMD3)	SC-70	2120	0.9	T106	Embossed tape	One terminal on sprocket hole side	3,000
	SOT-323FL	—	(UMD3F)	SC-85	2120	0.9	TL	Embossed tape	One terminal on sprocket hole side	3,000
	SOT-23	—	(SSD3)	—	2429	0.95	T116	Embossed tape	One terminal on sprocket hole side	3,000
	SOD-323HE	—	(TUMD2M)	SC-108B	2514	0.6	TR	Embossed tape	Cathode on sprocket hole side	3,000
			(TUMD2SM)	—						
	—	—	(PMDE)	—	2513	0.95	TR	Embossed tape	Cathode on sprocket hole side	3,000
	SOT-457T	—	(TSMD6)	SC-74	2829	1.10	T108	Embossed tape	4/5/6pin come to sprocket hole side.	3,000
	SOD-123FL	—	(PMDU)	SC-109B	3516	0.8	TR	Embossed tape	Cathode on sprocket hole side	3,000
			(PMDUP)							
	SOD-128	—	(PMDTM)	—	4725	0.95	TR	Embossed tape	Cathode on sprocket hole side	3,000
			(PMDTP)							
	SMA	DO-214AC	(PMDS)	—	4526	2	TE25	Embossed tape	Cathode on sprocket hole side	1,500
SMB	DO-214AA	(SMBP)	—	5336	2.3	TBR1	Embossed tape	Cathode on sprocket hole side	3,000	
—	TO-277A	(TO-277M)	—	6546	1.1	TL	Embossed tape	Cathode on sprocket hole side	4,000	
		(TO-277GE)	—			TL1				
D-PAK	TO-252AA	(TO-252M) (TO-252GE)	SC-63	10066	2.3	TL	Embossed tape	Fin on sprocket hole side	2,500	
D2PAK	TO-263AB	(TO-263S)	SC-83	131101	4.5	TL	Embossed tape	Fin on sprocket hole side	2,500	
		(TO-263L)		151101						
Through Hole type	—	TO-220AB	(TO-220FN) <2pin>	—	29×10	4.5	C9	Tube	—	1,000
			(TO-220FN) <3pin>							
			(TO-220NFM)							
—	TO-220AC	(TO-220ACFP)	—	28.56×10.2	4.5	C9	Tube	—	1,000	
		(TO-220AC)								
—	TO-247-2L	(TO-247GE-2L)	—	41.0×15.9	5.0	C13	Tube	—	600	

Notice

- 1) The information contained in this document is intended to introduce ROHM Group (hereafter referred to as ROHM) products. When using ROHM products, please verify the latest specifications or datasheets before use.
- 2) ROHM products are designed and manufactured for use in general electronic equipment and applications (such as Audio Visual equipment, Office Automation equipment, telecommunication equipment, home appliances, amusement devices, etc.) or specified in the datasheets. Therefore, please contact the ROHM sales representative before using ROHM products in equipment or devices requiring extremely high reliability and whose failure or malfunction may cause danger or injury to human life or body or other serious damage (such as medical equipment, transportation, traffic, aircraft, spacecraft, nuclear power controllers, fuel control, automotive equipment including car accessories, etc. hereafter referred to as Specific Applications). Unless otherwise agreed in writing by ROHM in advance, ROHM shall not be in any way responsible or liable for any damages, expenses, or losses incurred by you or third parties arising from the use of ROHM Products for Specific Applications.
- 3) Electronic components, including semiconductors, can fail or malfunction at a certain rate. Please be sure to implement, at your own responsibilities, adequate safety measures including but not limited to fail-safe design against physical injury, and damage to any property, which a failure or malfunction of products may cause.
- 4) The information contained in this document, including application circuit examples and their constants, is intended to explain the standard operation and usage of ROHM products, and is not intended to guarantee, either explicitly or implicitly, the operation of the product in the actual equipment it will be used. As a result, you are solely responsible for it, and you must exercise your own independent verification and judgment in the use of such information contained in this document. ROHM shall not be in any way responsible or liable for any damages, expenses, or losses incurred by you or third parties arising from the use of such information.
- 5) When exporting ROHM products or technologies described in this document to other countries, you must abide by the procedures and provisions stipulated in all applicable export laws and regulations, such as the Foreign Exchange and Foreign Trade Act and the US Export Administration Regulations, and follow the necessary procedures in accordance with these provisions.
- 6) The technical information and data described in this document, including typical application circuits, are examples only and are not intended to guarantee to be free from infringement of third parties intellectual property or other rights. ROHM does not grant any license, express or implied, to implement, use, or exploit any intellectual property or other rights owned or controlled by ROHM or any third parties with respect to the information contained herein.
- 7) No part of this document may be reprinted or reproduced in any form by any means without the prior written consent of ROHM.
- 8) All information contained in this document is current as of the date of publication and subject to change without notice. Before purchasing or using ROHM products, please confirm the latest information with the ROHM sales representative.
- 9) ROHM does not warrant that the information contained herein is error-free. ROHM shall not be in any way responsible or liable for any damages, expenses, or losses incurred by you or third parties resulting from errors contained in this document.
- 10) The information contained in this document is current as of December 1st, 2023.

[Compliance to RoHS Directive]

All of the products comply with the RoHS Directive.
With the exception of specific exemptions granted under the RoHS Directive and naturally occurring impurities, the products conform to control limits on the six substances regulated by the RoHS Directive (lead, cadmium, mercury, hexavalent chromium, PBB, and PBDE). Indicates that the product's terminals and electrodes contain no lead. The products internal components other than those specifically exempted under the RoHS Directive. It should not be construed as guarantee of compliance with laws and regulations enacted by EU member states in response to the RoHS Directive.