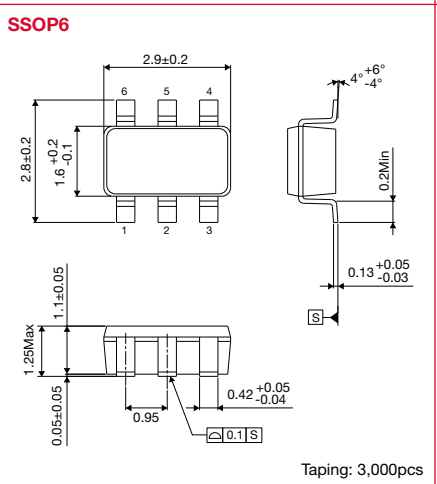
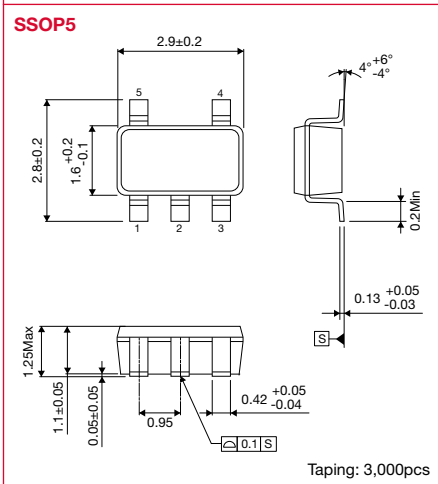
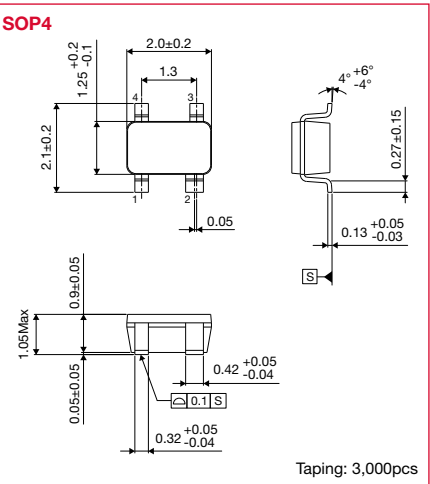
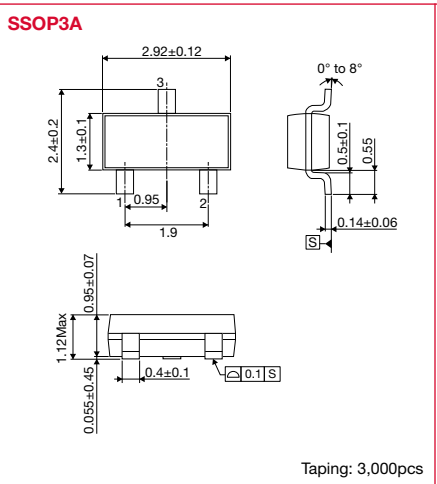
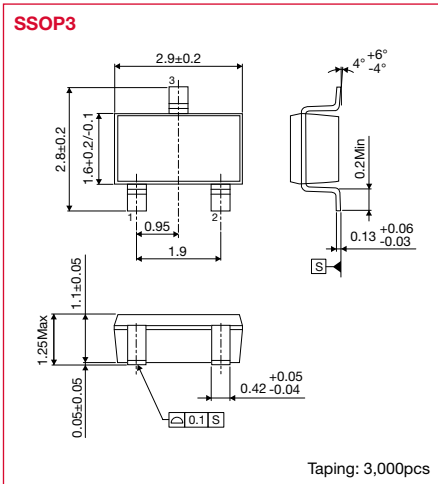


ROHM Packages

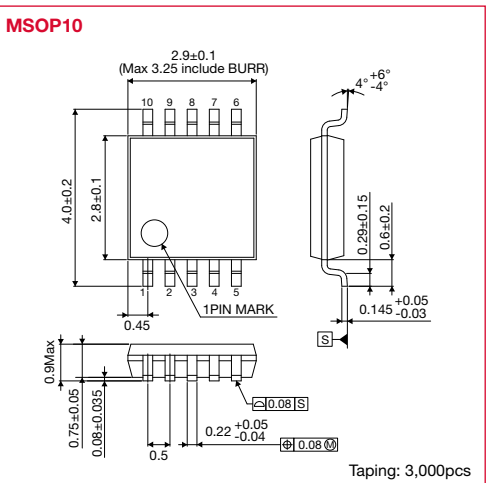
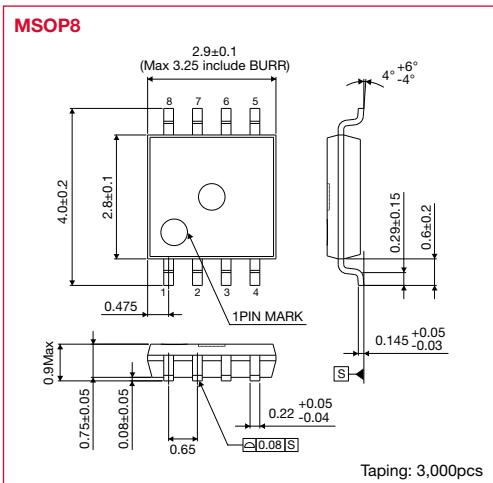
Small Packages	P.1	SON Packages	P.6
SOP Packages	P.2	SON Special Packages	P.6
HSOP Packages	P.2	QFP Packages	P.6
HTSOP Packages	P.2	QFN Packages	P.7
SOP Special Packages	P.3	BGA Packages	P.8
Non-lead Packages	P.4	Special Packages	P.8
Optical Non-lead Packages	P.5	WL-CSP Packages	P.9
MMP Packages	P.6	Power Packages	P.10

Small Packages (Unit: mm)

SOP Packages



MSOP Packages

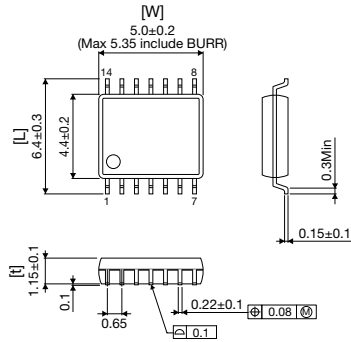


Note: Please refer package from "LSI Packages (LAPIS Technology products)".

SOP Packages

(Unit: mm)

SSOP Package (for SSOP-B14)



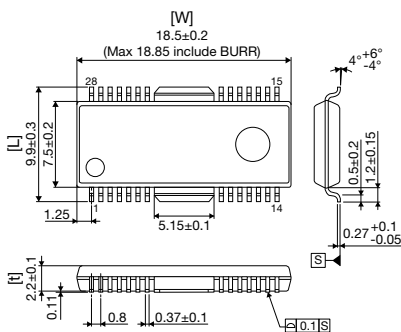
	Package	Pin Number (pin)	Length [L] (mm)	Width [W] (mm)	Thickness [t] (mm)	Package (pcs) taping
SOP Package Pin Pitch: 1.27mm	SOP8	8	6.2	5.0	1.61	2,500
	SOP-JW8		6.0	4.9	1.65	2,500
	SOP14	14	6.2	8.7	1.61	2,500
	SOP-J14		6.0	8.65	1.65	2,500
	SOP16	16	6.2	10.0	1.61	2,500
	SOP-J16A		6.0	9.9	1.55	2,500
	SOP18	18	7.8	11.2	1.91	2,000
	SOP20A	20	10.3	12.8	2.5	1,500
	SOP24	24	7.8	15.0	1.91	2,000
	SOP28	28	9.9	18.5	2.31	1,500
SOP-J8	8	6.0	4.9	1.55	2,500	
SSOP-A Package Pin Pitch: 0.8mm	SSOP-A16	16	6.2	6.6	1.61	2,500
	SSOP-A20	20	7.8	8.7	1.91	2,000
	SSOP-A24	24	7.8	10.0	1.9	2,000
	SSOP-A32	32	7.8	13.6	1.91	2,000
SSOP-B Package Pin Pitch: 0.65mm	SSOP-B8	8	6.4	3.0	1.25	2,500
	SSOP-B10W	10	10.2	3.5	1.9	1,500
	SSOP-B14	14	6.4	5.0		2,500
	SSOP-B16	16	6.4	5.0	1.25	2,500
	SSOP-B20	20	6.4	6.5		2,500
	SSOP-B20W		8.1	6.5	1.81	2,000
	SSOP-B24	24	7.6	7.8		2,000
	SSOP-B28		7.6	10.0	1.25	2,000
	SSOP-B28W	28	10.4	9.2	2.4	1,500
	SSOP-B40	40	7.8	13.6	1.9	2,000
TSSOP-B Package Pin Pitch: 0.65mm	TSSOP-B8	8	6.4	3.0	1.2	3,000
	TSSOP-B8J		4.9	3.0	1.1	2,500
	TSSOP-B14J	14	6.4	5.0	1.2	2,500
TSSOP-C Package Pin Pitch: 0.5mm	TSSOP-C48V	48	8.1	12.5	1.0	2,000

Note: Please check the ROHM's website for detailed dimensions.

HSOP Packages (Heat sink on both side)

(Unit: mm)

HSOP Package (for HSOP-M28)



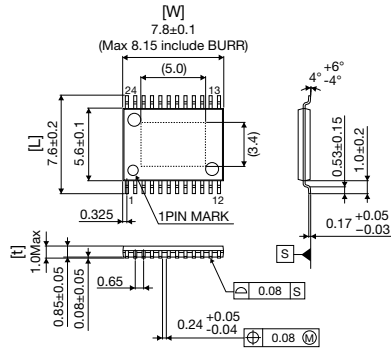
	Package	Pin Number (pin)	Length [L] (mm)	Width [W] (mm)	Thickness [t] (mm)	Package (pcs) taping
HSOP Package Pin Pitch: 1.27mm	HSOP20	20	7.8	14.9	2.1	2,000
HSOP Package Pin Pitch: 0.8mm	HSOP25	25	7.8	13.6	2.01	2,000
HSOP-M Package Pin Pitch: 0.8mm	HSOP-M28	28	9.9	18.5	2.31	1,500
	HSOP-M36	36	9.9	18.5	2.4	1,500

Note: Please check the ROHM's website for detailed dimensions.

HTSOP Packages (With back heat sink)

(Unit: mm)

HTSSOP Package (for HTSSOP-B24)



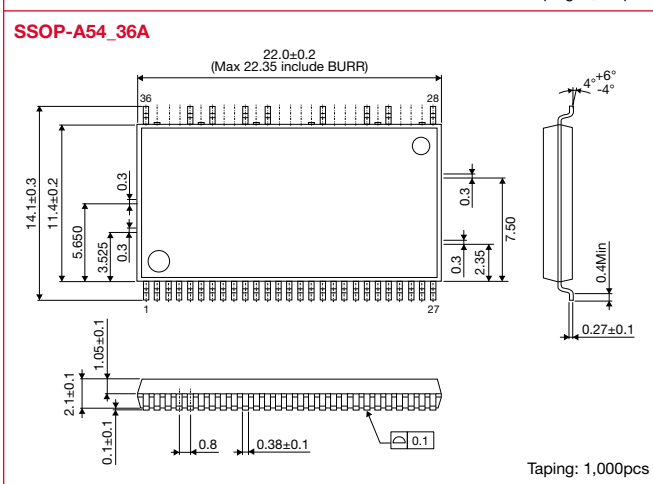
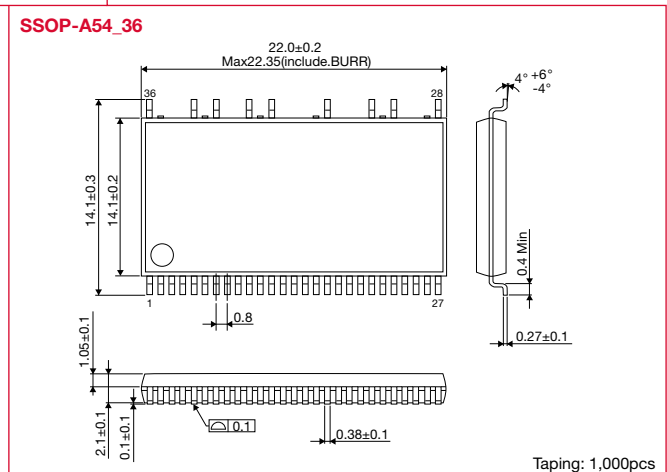
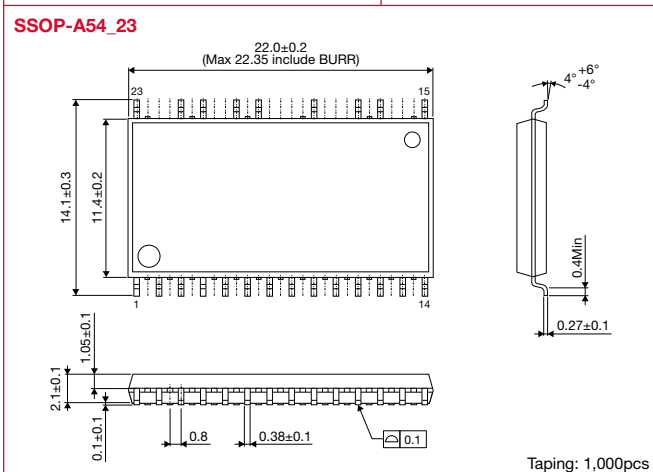
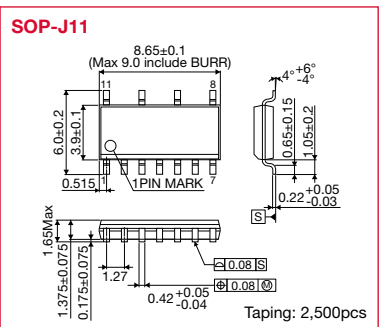
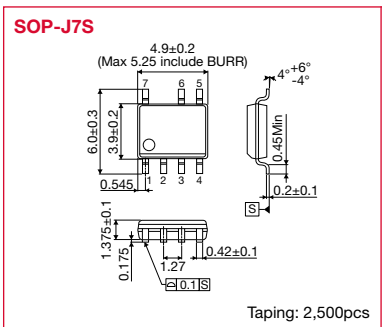
	Package	Pin Number (pin)	Length [L] (mm)	Width [W] (mm)	Thickness [t] (mm)	back heat sink (mm)	Package (pcs) taping
HTSOP Package Pin Pitch: 1.27mm	HTSOP-J8	8	6.0	4.9	1.0	2.4×3.2	2,500
	HTSOP-J8ES	8	6.0	4.9		1.8×2.2	2,500
HTSSOP-A Package Pin Pitch: 0.8mm	HTSSOP-A44	44	9.5	18.5	1.0	5.0×6.0	1,500
	HTSSOP-A44R		9.5	18.5		5.0×6.0 (surface)	1,500
HTSSOP-B Package Pin Pitch: 0.65mm	HTSSOP-B16	16	6.4	5.0		2.4×3.0	2,500
	HTSSOP-B20	20	6.4	6.5		2.4×4.0	2,500
	HTSSOP-B24	24	7.6	7.8		3.4×5.0	2,000
	HTSSOP-B28	28	6.4	9.7	1.0	2.9×5.5	2,500
	HTSSOP-B30	30	7.6	10.0		3.7×5.8	2,000
	HTSSOP-B40	40	7.8	13.6		3.4×8.4	2,000
HTSSOP-C Package Pin Pitch: 0.5mm	HTSSOP-B54	54	9.5	18.5		5.0×6.0	1,500
	HTSSOP-C48	48	8.1	12.5	1.0	4.2×5.0	2,000
	HTSSOP-C48R	48	8.1	12.5		4.2×5.0 (surface)	2,000
HSSOP-C Package Pin Pitch: 0.5mm	HTSSOP-C64	64	8.1	17.2	1.1	3.05×4.45	2,000
	HSSOP-C16	16	6.0	4.9	1.7	about 2.5×4.12	2,500

Note: Please check the ROHM's website for detailed dimensions.

Note: Please refer package from "LSI Packages (LAPIS Technology products)".

SOP Special Packages

(Unit: mm)



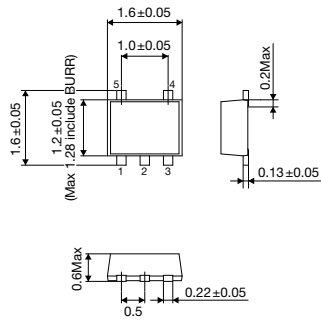
Note: Please refer package from "LSI Packages (LAPIS Technology products)".

Non-lead Packages

(Unit: mm)

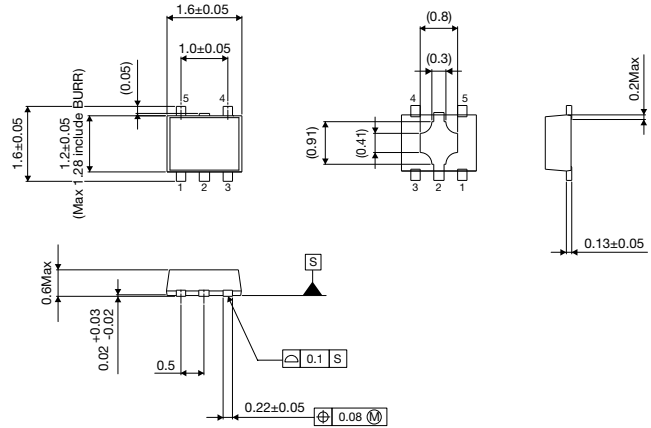
VSOE Packages

VSOE5



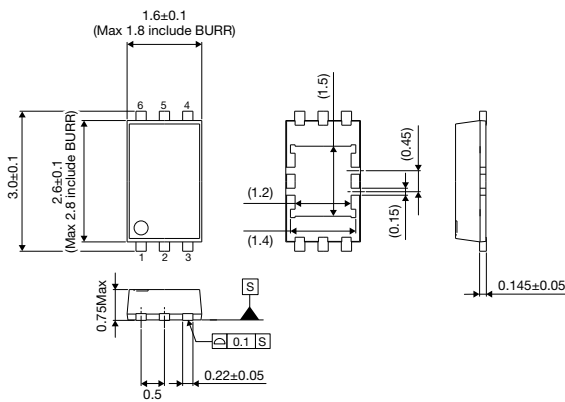
Taping: 3,000pcs

HVSOE5 (With back heat sink)



Taping: 3,000pcs

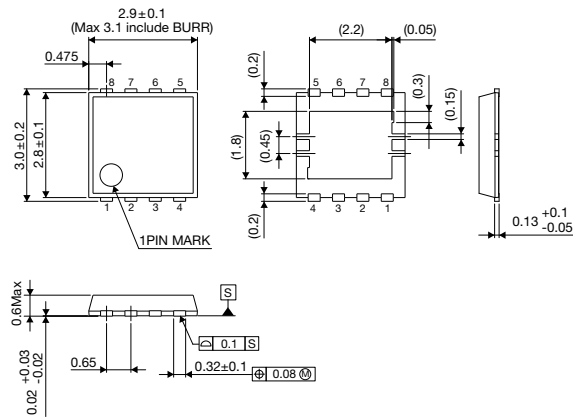
HVSOE6 (With back heat sink)



Taping: 3,000pcs

HSOE Package (With back heat sink)

HSOE8



Taping: 3,000pcs

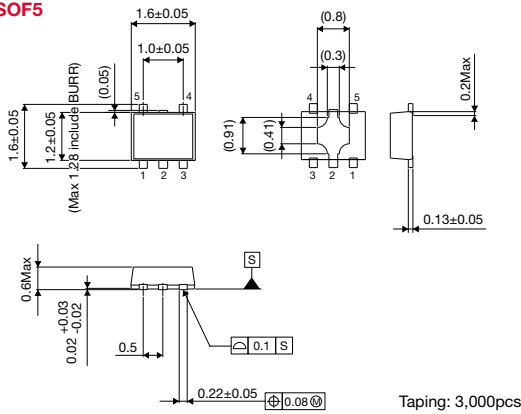
Note: Please refer package from "LSI Packages (LAPIS Technology products)".

Optical Non-lead Packages (With back heat sink)

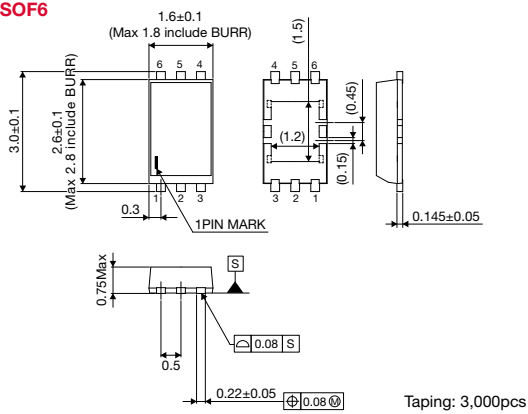
(Unit: mm)

WSOF Packages

WSOF5

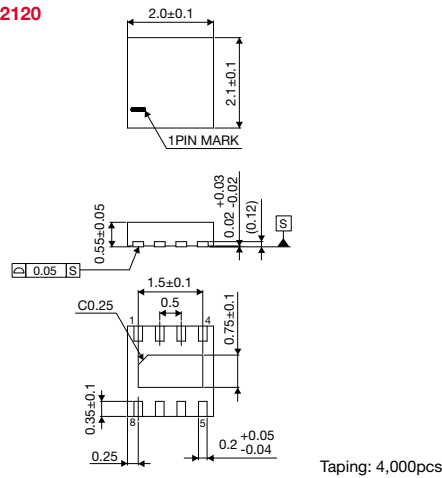


WSOF6



WSON Package

WSON008X2120

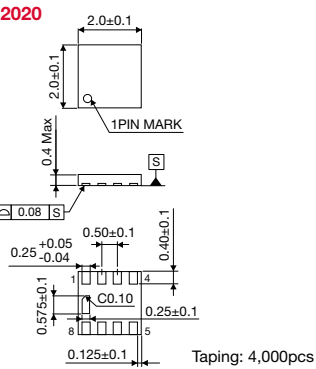


MMP Packages

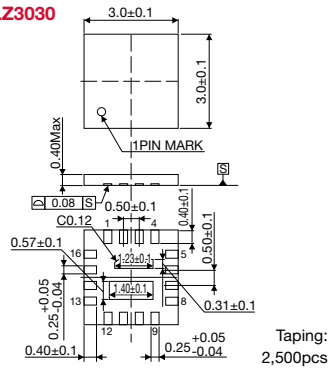
(Unit: mm)

VMMP Packages

VMMP08LZ2020

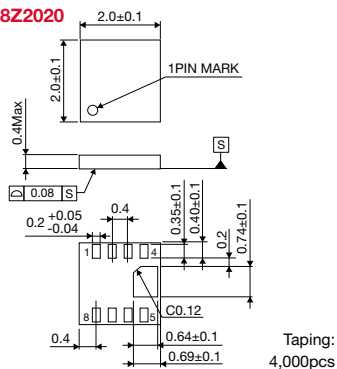


VMMP16LZ3030

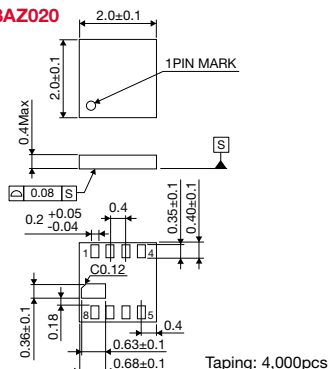


UMMP Packages

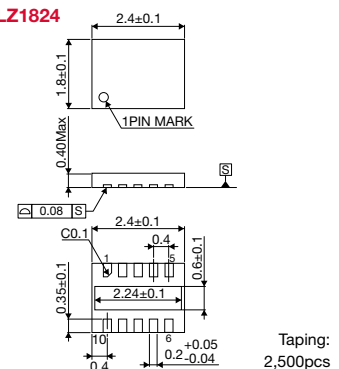
UMMP008Z2020



UMMP008AZ2020



UMMP10LZ1824

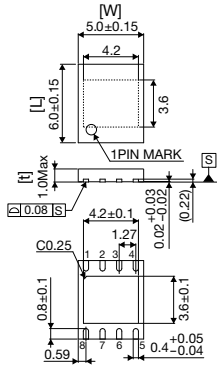


Note: Please refer package from "LSI Packages (LAPIS Technology products)".

SON Packages (With back heat sink)

(Unit: mm)

SON Package (for SON008V5060)



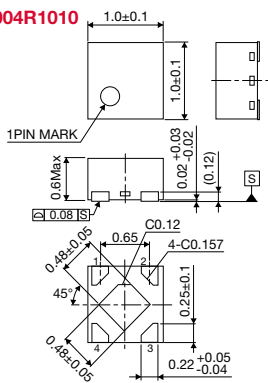
	Package	Pin Number (pin)	Length [L] (mm)	Width [W] (mm)	Thickness [t] (mm)	back heat sink (mm)	Package (pcs) taping
SON Package Pin Pitch: 1.27mm	SON008V5060	8	6.0	5.0	1.0	3.6×4.2	2,000
SSON Package Pin Pitch: 0.65mm	SSON004X1010	4	1.0	1.0	0.6	0.48×0.48	5,000
	SSON004X1216		1.6	1.2		0.8×0.75	5,000
USON Package Pin Pitch: 0.4mm	USON014X3020	14	2.0	3.0	0.6	0.8×2.5	4,000
	USON016X3315	16	1.5	3.3		0.6×2.9	4,000
VSON Package Pin Pitch: 0.5mm	VSON008V2030	8	3.0	2.0	0.6	1.4×1.5	3,000
	VSON008X2020		2.0	2.0		0.8×1.5	4,000
	VSON008X2030		3.0	2.0		1.4×1.5	4,000
	VSON08AX2030		3.0	2.0		1.4×1.5	4,000
	VSON010V3030	10	3.0	3.0	0.6	1.2×2.0	3,000
	VSON010X3020		2.0	3.0		0.64×2.0	4,000
	VSON010X3030		3.0	3.0		1.2×2.0	4,000
VSON10FV3030		3.0	3.0	1.0	1.2×2.0	3,000	

Note: Please check the ROHM's website for detailed dimensions.

SON Special Packages (With back heat sink)

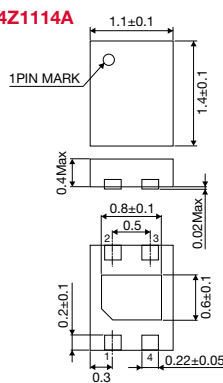
(Unit: mm)

SSON004R1010



Taping: 5,000pcs

VSON04Z1114A

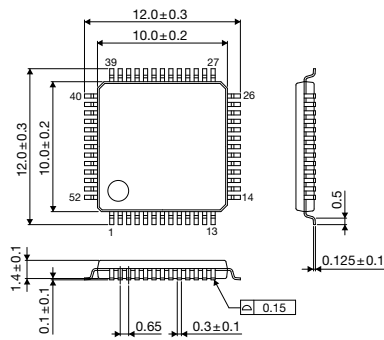


Taping: 5,000pcs

QFP Packages

(Unit: mm)

SQFP Package (for SQFP-T52)



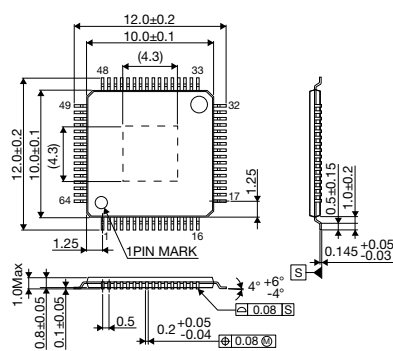
	Package	Pin Number (pin)	Length [L] (mm)	Width [W] (mm)	Thickness [t] (mm)	Package (pcs)	
						Tray	Taping
SQFP-T Package Pin Pitch: 0.65mm	SQFP-T52	52	12.0	12.0	1.5	1,000	1,000
	SQFP-T64	64	14.0	14.0		1,000	—
	SQFP-T80C	80	16.0	16.0		500	—
TQFP Package Pin Pitch: 0.5mm	TQFP48V	48	9.0	9.0	1.2	1,000	1,500
	TQFP64V	64	12.0	12.0	1.1	1,000	1,000
	TQFP100V	100	16.0	16.0	1.2	500	500
VQFP Package Pin Pitch: 0.5mm	VQFP48C	48	9.0	9.0	1.6	1,000	1,500
	VQFP64	64	12.0	12.0		1,000	1,000
	VQFP80	80	14.0	14.0		1,000	1,000
	VQFP100	100	16.0	16.0		500	500

Note: Please check the ROHM's website for detailed dimensions.

QFP Packages (With back heat sink)

(Unit: mm)

HTQFP Package (for HTQFP64AV)



	Package	Pin Number (pin)	Length [L] (mm)	Width [W] (mm)	Thickness [t] (mm)	back heat sink (mm)	Package (pcs)	
							Tray	Taping
HTQFP Package Pin Pitch: 0.5mm	HTQFP48V	48	9.0	9.0	1.0	4.4×4.4	—	1,500
	HTQFP64AV	64	12.0	12.0		4.3×4.3	—	1,000
	HTQFP64BV		12.0	12.0		6.5×6.5	—	1,000
HTQFP Package Pin Pitch: 0.4mm	HTQFP128UA	128	16.0	16.0	1.2	6.6×6.6	—	900
HQFP Package Pin Pitch: 0.5mm	HQFP144VM	144	22.0	22.0	1.6	6.0×6.0	—	60

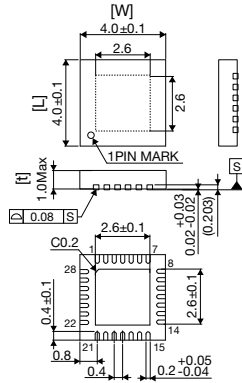
Note: Please check the ROHM's website for detailed dimensions.

Note: Please refer package from "LSI Packages (LAPIS Technology products)".

QFN Packages (With back heat sink)

(Unit: mm)

UQFN Package (for UQFN28V4040A)



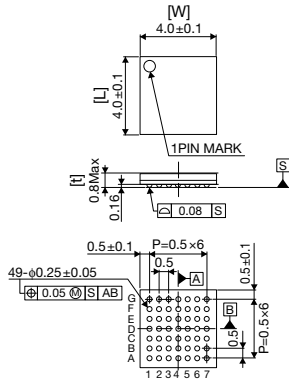
	Package	Pin Number (pin)	Length [L] (mm)	Width [W] (mm)	Thickness [t] (mm)	back heat sink (mm)	Package (pcs) taping		
SQFN Package Pin Pitch: 0.65mm	SQFN016V4040	16	4.0	4.0	1.0	2.1×2.1	2,500		
UQFN Package Pin Pitch: 0.4mm	UQFN28V4040A	28	4.0	4.0	1.0	2.6×2.6	2,500		
	UQFN036V5050	36	5.0	5.0		2.7×2.7	2,500		
	UQFN040V5050	40	5.0	5.0		3.3×3.3	2,500		
	UQFN056V7070	56	7.0	7.0		4.7×4.7	1,500		
	UQFN56BV7070		7.0	7.0		4.0×4.0	1,500		
	UQFN68CV8080	68	8.0	8.0		4.3×4.3	1,000		
UQFN88MV0100	88	10.0	10.0	7.8×7.8	1,000				
VQFN Package Pin Pitch: 0.5mm	VQFN11X3535A	11	3.5	3.5	0.6	—	2,500		
	VQFN016V3030	16	3.0	3.0	1.0	1.4×1.4	3,000		
	VQFN16FV3030		3.0	3.0		1.4×1.4	3,000		
	VQFN16KV3030		3.0	3.0		1.4×1.4	3,000		
	VQFN16Z3030A		3.0	3.0		0.4	1.8×1.8	4,000	
	VQFN20	20	4.2	4.2	0.95	—	2,500		
	VQFN20FV3535		3.5	3.5	1.0	2.05×2.05	2,500		
	VQFN20FV4040		4.0	4.0		2.1×2.1	2,500		
	VQFN20PV3535		3.5	3.5		2.05×2.05	2,500		
	VQFN20QV3535		3.5	3.5		2.05×2.05	2,500		
	VQFN020V4040		4.0	4.0		2.1×2.1	2,500		
	VQFN24FV4040		24	4.0		4.0	1.0	2.4×2.4	2,500
	VQFN24SV4040			4.0		4.0		2.4×2.4	2,500
	VQFN024V4040	4.0		4.0		2.4×2.4		2,500	
	VQFN28FV5050	28		5.0	5.0	2.7×2.7		2,500	
	VQFN28SV5050		5.0	5.0	2.7×2.7	2,500			
	VQFN028V5050		5.0	5.0	2.7×2.7	2,500			
	VQFN32FBV050		32	5.0	5.0	1.0	3.4×3.4	2,500	
	VQFN32FAV050			5.0	5.0		3.4×3.4	2,500	
	VQFN32SV5050			5.0	5.0		3.4×3.4	2,500	
	VQFN032V5050			5.0	5.0		3.4×3.4	2,500	
	VQFN36		36	6.2	6.2	0.95	—	2,500	
	VQFN036V6060	6.0		6.0	1.0	3.6×3.6	2,000		
	VQFN40W6060A	40		6.0	6.0	0.8	4.5×4.5	2,000	
	VQFN040V6060		6.0	6.0	1.0	3.7×3.7	2,000		
	VQFN40FV6060		6.0	6.0		4.4×4.4	2,000		
	VQFN046V8080		8.0	8.0		6.1×3.85	1,000		
	VQFN48V7070A	48	7.0	7.0		0.9	5.3×5.3	1,500	
	VQFN48MCV070		7.0	7.0	1.0	5.6×5.6	1,500		
	VQFN48FV7070			7.0		7.0	3.2×3.2	1,500	
	VQFN048V7070			7.0		7.0	4.7×4.7	1,500	
	VQFN56FCV080		56	8.0		8.0	4.5×4.5	1,000	
VQFN56AV8080	8.0			8.0		3.4×3.4	1,000		
VQFN56FV8080	8.0	8.0		5.5×5.5		1,000			
WQFN Package Pin Pitch: 0.5mm	WQFN12X2520A	12	2.5	2.0	0.5	—	4,000		

Note: Please check the ROHM's website for detailed dimensions.

BGA Packages

(Unit: mm)

VBGA Package (for VBGA049W040A)



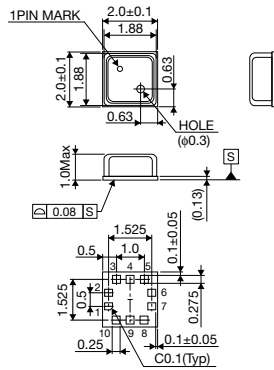
	Package	Pin Number (pin)	Length [L] (mm)	Width [W] (mm)	Thickness [t] (mm)	Package (pcs) taping
SBGA Package Pin Pitch: 0.65mm	SBGA072T070A	72	7.0	7.0	1.2	1,500
	VBGA048W040	48	4.0	4.0	0.9	2,500
VBGA Package Pin Pitch: 0.5mm	VBGA049W040A	49	4.0	4.0	0.8	2,500
	VBGA064T050A	64	5.0	5.0	1.2	2,500
	VBGA099W060	99	6.0	6.0	0.9	2,000

Note: Please check the ROHM's website for detailed dimensions.

Special Packages

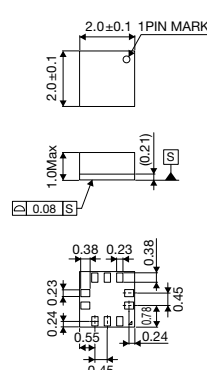
(Unit: mm)

CLGA10V020A



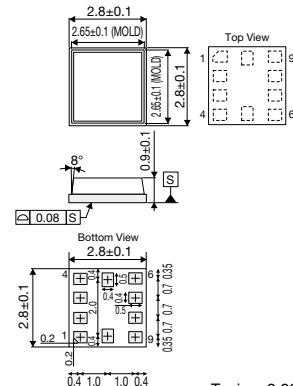
Taping: 3,000pcs

MLGA010V020A



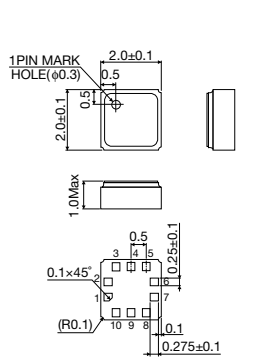
Taping: 2,500pcs

WLGA010V28



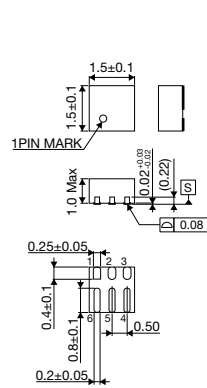
Taping: 3,000pcs

RLGA10VG020T



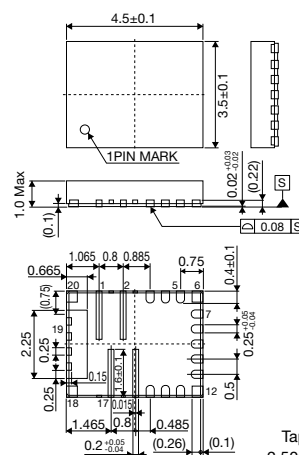
Taping: 3,000pcs

VFN006V1515A



Taping: 3,000pcs

VFN20FV4535



Taping: 2,500pcs

WL-CSP Packages

(Unit: mm)

VCSP <Pin Pitch: 0.5mm>

VCSP85H	VCSP60N	VCSP50L	VCSP35L
2.8mm square size less than: 3,000pcs 2.81mm square size or more: 2,500pcs	2.8mm square size less than: 3,000pcs 2.81mm square size or more: 2,500pcs	2.8mm square size less than: 3,000pcs 2.81mm square size or more: 2,500pcs	2.8mm square size less than: 3,000pcs 2.81mm square size or more: 2,500pcs Embossed carrier tape: 3,000pcs

UCSP <Pin Pitch: 0.4mm>

UCSP75M	UCSP55M	UCSP50L	UCSP35L
2.8mm square size less than: 3,000pcs 2.81mm square size or more: 2,500pcs	2.8mm square size less than: 3,000pcs 2.81mm square size or more: 2,500pcs	2.8mm square size less than: 3,000pcs 2.81mm square size or more: 2,500pcs	2.8mm square size less than: 3,000pcs 2.81mm square size or more: 2,500pcs Embossed carrier tape: 3,000pcs
UCSP30L	UCSP25L	UCSP16X	
2.8mm square size less than: 3,000pcs 2.81mm square size or more: 2,500pcs Embossed carrier tape: 3,000pcs	Embossed carrier tape: 3,000pcs	Embossed carrier tape: 3,000pcs	

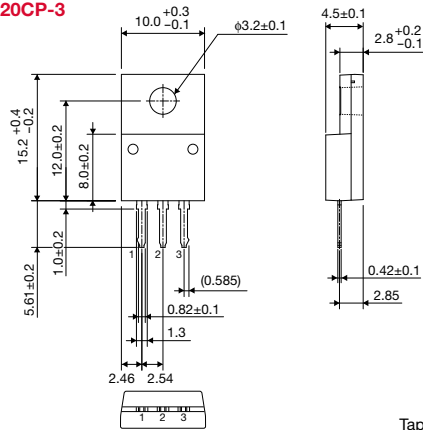
Note: Please refer package from "LSI Packages (LAPIS Technology products)".

Power Packages

(Unit: mm)

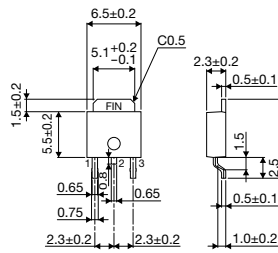
Power-3pin

TO220CP-3



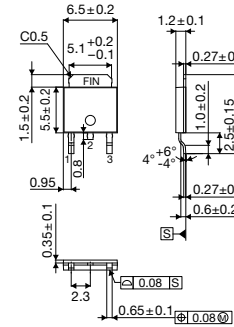
Taping: 500pcs

TO252-3



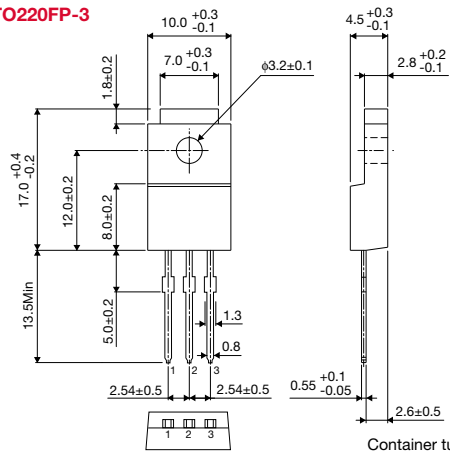
Taping: 2,000pcs

TO252S-3



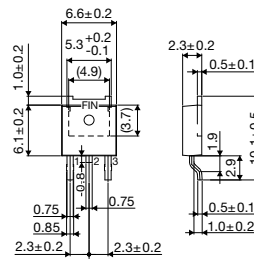
Taping: 2,000pcs

TO220FP-3



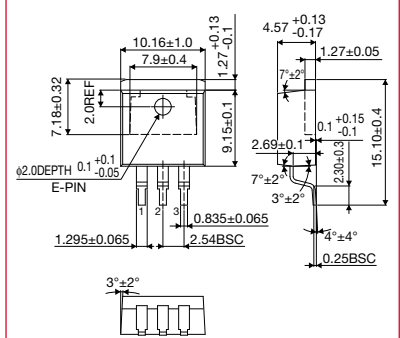
Container tube: 500pcs

TO252-J3



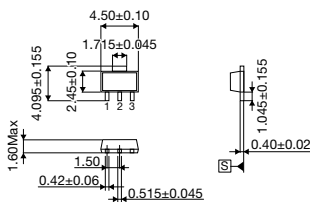
Taping: 2,000pcs

TO263-3



Taping: 500pcs

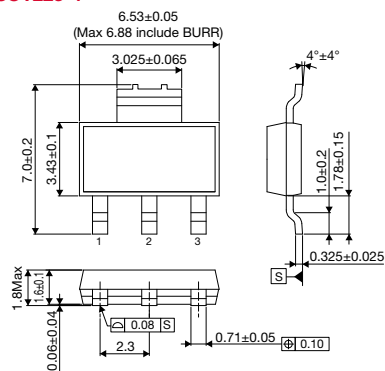
SOT89-3K



Taping: 1,000pcs

Power-4pin

SOT223-4



Taping: 2,000pcs

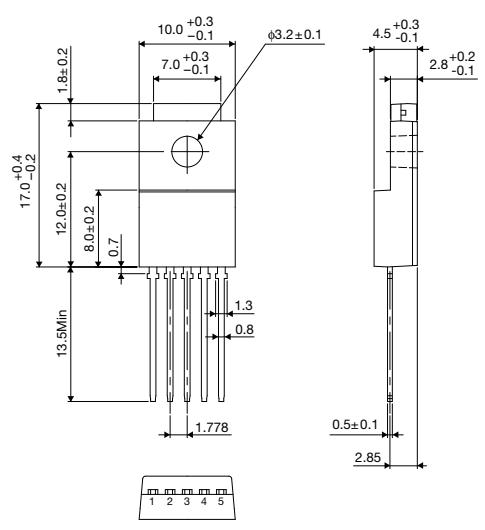
Note: Please refer package from "LSI Packages (LAPIS Technology products)".

Power Packages

(Unit: mm)

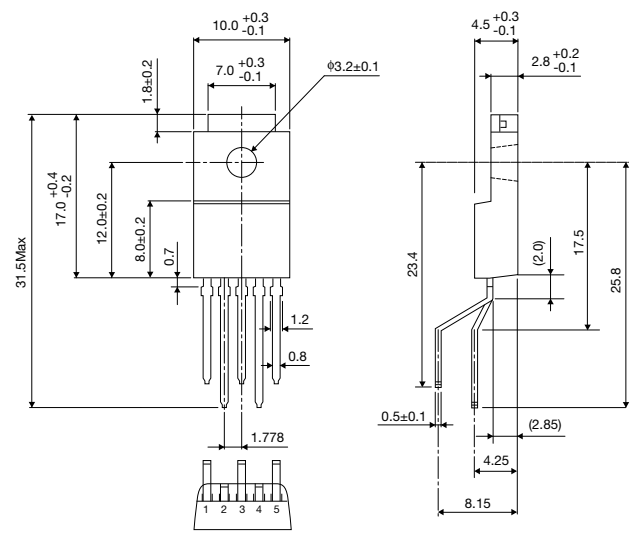
Power-5pin

TO220FP-5



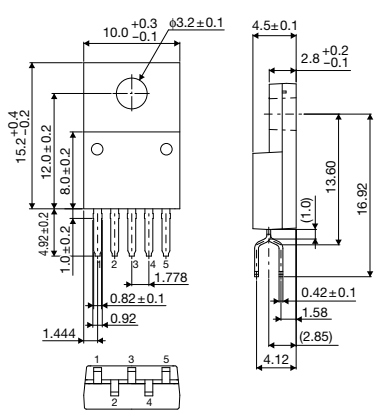
Tube: 500pcs

TO220FP-5 (V5)



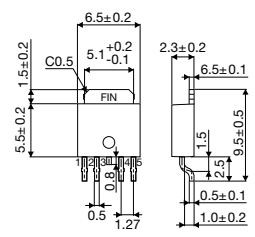
Tube: 500pcs

TO220CP-V5



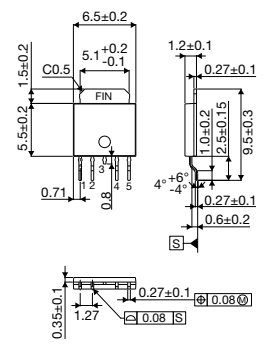
Taping: 500pcs

TO252-5



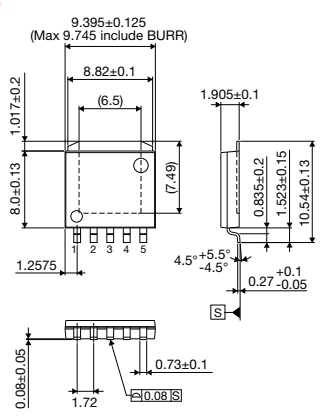
Taping: 2,000pcs

TO252S-5



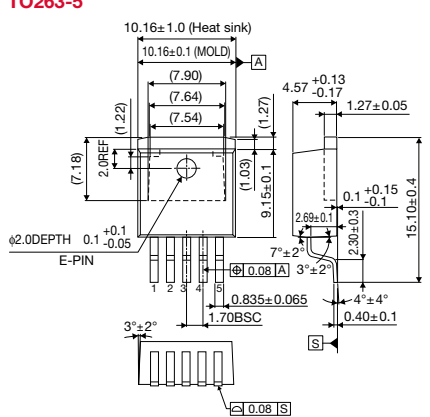
Taping: 2,000pcs

HRP5



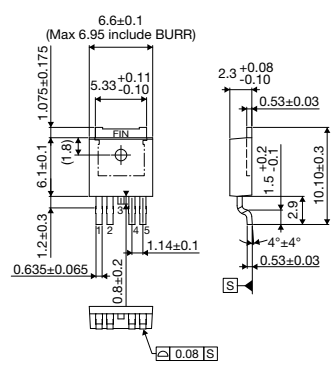
Taping: 2,000pcs

TO263-5



Taping: 500pcs

TO252-J5



Taping: 2,000pcs

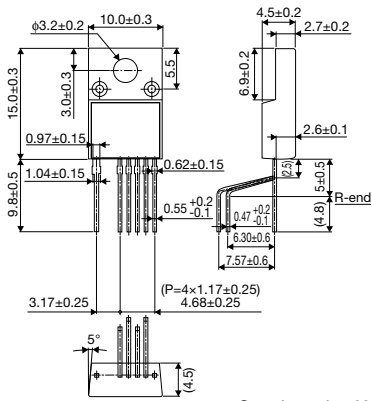
Note: Please refer package from "LSI Packages (LAPIS Technology products)".

Power Packages

(Unit: mm)

Power-6pin

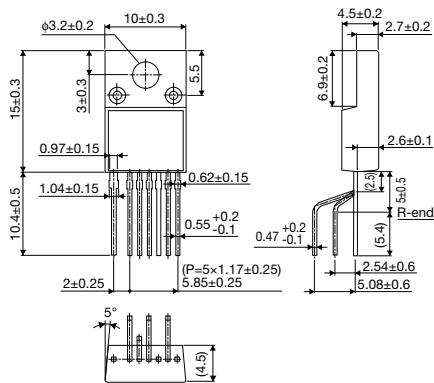
TO220-6M



Container tube: 238pcs

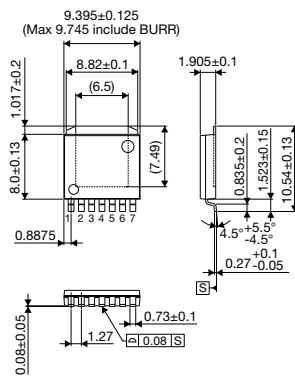
Power-7pin

TO220-7M



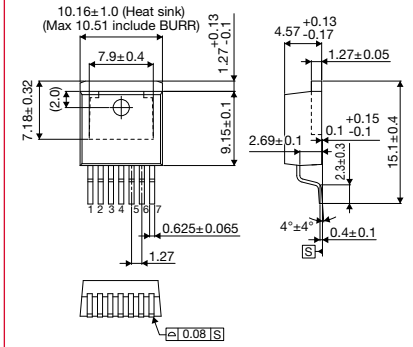
Container tube: 238pcs

HRP7



Taping: 2,000pcs

TO263-7



Taping: 2,000pcs

Note: Please refer package from "LSI Packages (LAPIS Technology products)".

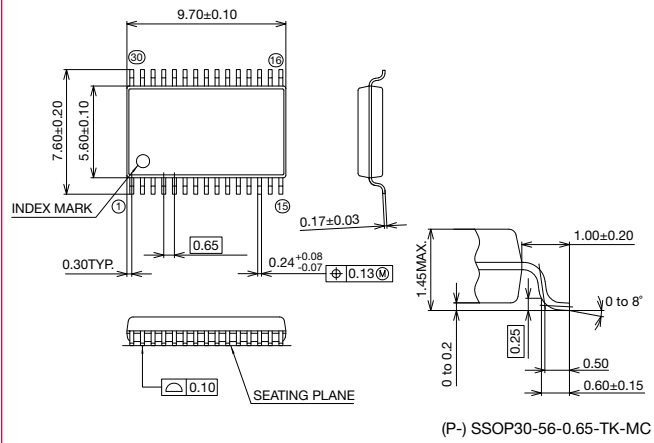
LAPIS Technology product Packages

SOP Packages P.13
QFP Packages P.14
QFN Packages P.15
WSON Packages P.17

BGA Packages P.17
WL-CSP Packages P.18

SOP Packages

(Unit: mm)

SSOP Package


	Package	Pin Number (pin)	Length [L] (mm)	Width [W] (mm)	Thickness [t] (mm)	TRAY (pcs)	T&R (pcs)
SSOP Package Pin Pitch: 1mm	SSOP32-430-1.00-XXX	32	12.0	15.95	2.50	1,280	1,000
SSOP Package Pin Pitch: 0.65mm	(P-) SSOP16-0225-0.65-XXX	16	6.4	5.0	1.15	4,760	2,500
	(P-) SSOP30-56-0.65-XXX	30	7.6	9.7	1.45	2,000	2,000
		30	7.6	9.7	1.85	2,000	2,000
TSSOP Package Pin Pitch: 0.65mm	(P-) TSSOP20-0225-0.65-XXX	20	6.4	6.5	1.10	4,160	2,000
VSSOP Package Pin Pitch: 0.65mm	P-VSSOP8-0150-0.65-XXX	8	4.0	2.9	0.90	—	3,000

Note1: Please check the ROHM's website for detailed dimensions.

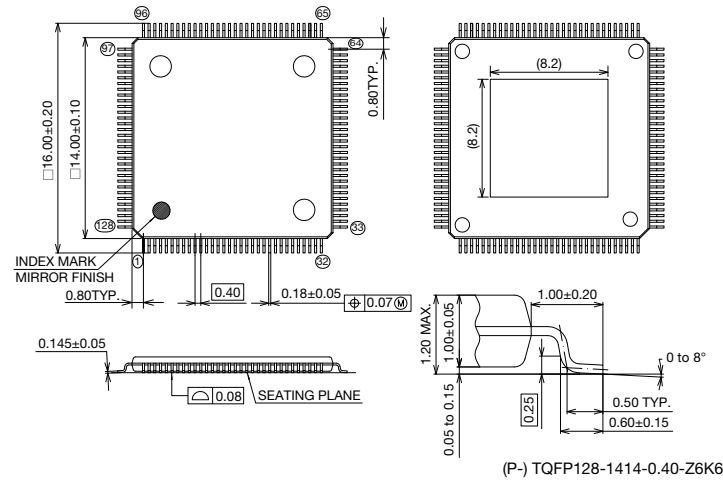
Note2: For suffix shown as "-XXX" in every package code, suitable optional code should be filled in with, for example on the grounds of the difference of production hub and the difference of internal structure, etc. Please inquire to the sales for details.

These package size are an example. For details, please inquire to the sales.

QFP Packages

(Unit: mm)

TQFP Package



QFP

	Package	Pin Number (pin)	Length [L] (mm)	Width [W] (mm)	Thickness [t] (mm)	TRAY (pcs)	T&R (pcs)
QFP Package Pin Pitch: 0.8mm	QFP44-P-910-0.80-XXX	44	13.5	14.5	2.25	1,440	1,000
	(P-) QFP64-1414-0.80-XXX	64	17.2	17.2	2.80	840	—
	(P-) QFP80-1420-0.80-XXX	80	19.0	25.0	2.50	600	—
QFP Package Pin Pitch: 0.65mm	(P-) QFP56-910-0.65-XXX	56	13.5	14.5	2.25	1,400	1,000
	(P-) QFP80-1414-0.65-XXX	80	17.2	17.2	3.05	840	—
	(P-) QFP100-1420-0.65-XXX	100	19.0	25.0	2.50	600	—

Note1: Please check the ROHM's website for detailed dimensions.

Note2: For suffix shown as "-XXX" in every package profile, suitable optional code should be filled in with, for example on the grounds of the difference of production hub and the difference of internal structure, etc. Please inquire to the sales for details.

LQFP

	Package	Pin Number (pin)	Length [L] (mm)	Width [W] (mm)	Thickness [t] (mm)	TRAY (pcs)	T&R (pcs)
LQFP Package Pin Pitch: 0.8mm	(P-) LQFP32-0707-0.80-XXX	32	9.0	9.0	1.600	2,500	1,000
LQFP Package Pin Pitch: 0.50mm	(P-) LQFP144-2020-0.50-XXX	50	22.0	22.0	1.600	600	—

Note1: Please check the ROHM's website for detailed dimensions.

Note2: For suffix shown as "-XXX" in every package profile, suitable optional code should be filled in with, for example on the grounds of the difference of production hub and the difference of internal structure, etc. Please inquire to the sales for details.

TQFP

	Package	Pin Number (pin)	Length [L] (mm)	Width [W] (mm)	Thickness [t] (mm)	TRAY (pcs)	T&R (pcs)
TQFP Package Pin Pitch: 0.80mm	(P-) TQFP32-0707-0.80-XXX	32	9.0	9.0	1.20	2,500	1,000
	(P-) TQFP44-1010-0.80-XXX	44	12.0	12.0	1.20	1,600	1,000
TQFP Package Pin Pitch: 0.65mm	(P-) TQFP52-1010-0.65-XXX	52	12.0	12.0	1.20	1,600	1,000
TQFP Package Pin Pitch: 0.5mm	(P-) TQFP48-0707-0.50-XXX	48	9.0	9.0	1.20	2,500	1,000
	(P-) TQFP64-1010-0.50-XXX	64	12.0	12.0	1.20	1,600	1,000

Note1: Please check the ROHM's website for detailed dimensions.

Note2: For suffix shown as "-XXX" in every package profile, suitable optional code should be filled in with, for example on the grounds of the difference of production hub and the difference of internal structure, etc. Please inquire to the sales for details.

These package size are an example. For details, please inquire to the sales.

QFP Packages

(Unit: mm)

TQFP

	Package	Pin Number (pin)	Length [L] (mm)	Width [W] (mm)	Thickness [t] (mm)	TRAY (pcs)	T&R (pcs)
TQFP Package Pin Pitch: 0.5mm	(P-) TQFP80-1212-0.50-XXX	80	14.0	14.0	1.20	1,190	—
	(P-) TQFP100-1414-0.50-XXX	100	16.0	16.0	1.20	900	—
TQFP Package Pin Pitch: 0.40mm	(P-) TQFP80-1010-0.40-XXX	80	12.0	12.0	1.20	1,600	—
	(P-) TQFP120-1414-0.40-XXX	120	16.0	16.0	1.20	900	—
	(P-) TQFP128-1414-0.40-XXX	128	16.0	16.0	1.20	900	—

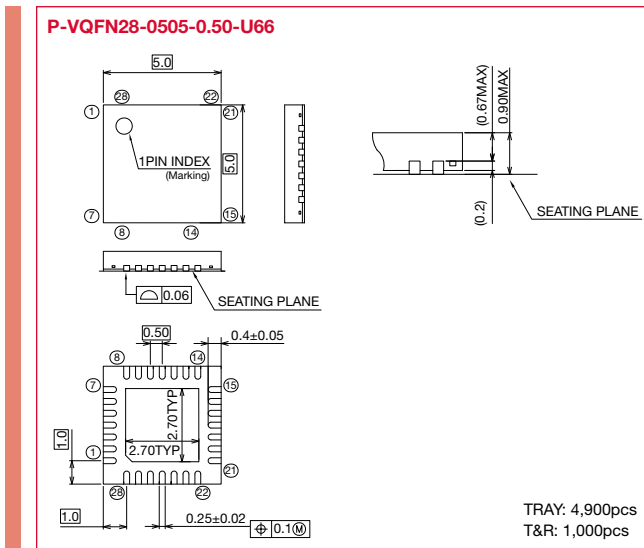
Note1: Please check the ROHM's website for detailed dimensions.

Note2: For suffix shown as "-XXX" in every package profile, suitable optional code should be filled in with, for example on the grounds of the difference of production hub and the difference of internal structure, etc. Please inquire to the sales for details.

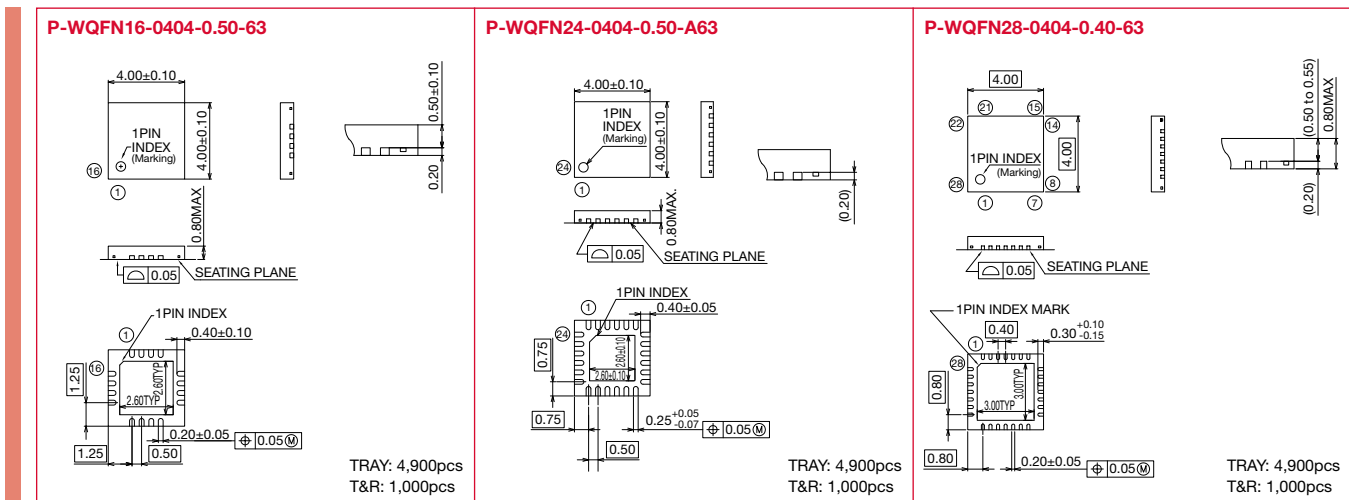
QFN Packages

(Unit: mm)

VQFN



WQFN



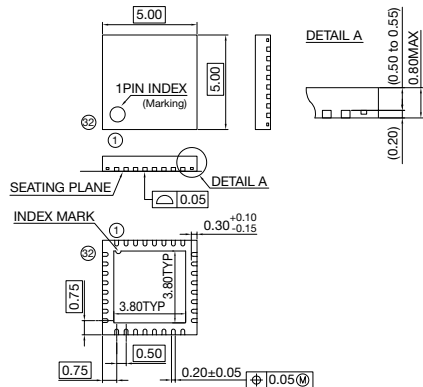
These package size are an example. For details, please inquire to the sales.

QFN Packages

(Unit: mm)

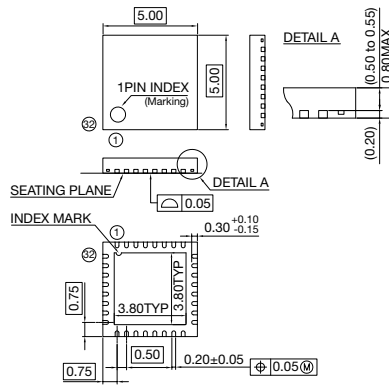
WQFN

P-WQFN32-0505-0.50-A63



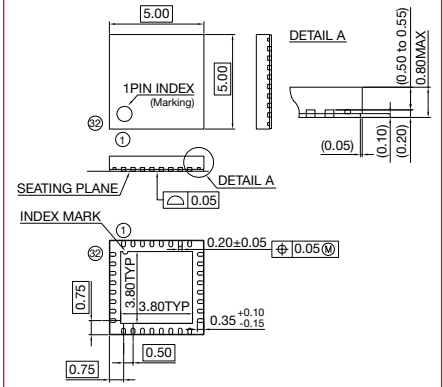
TRAY: 4,030pcs
T&R: 1,000pcs

P-WQFN32-0505-0.50-A63-MC



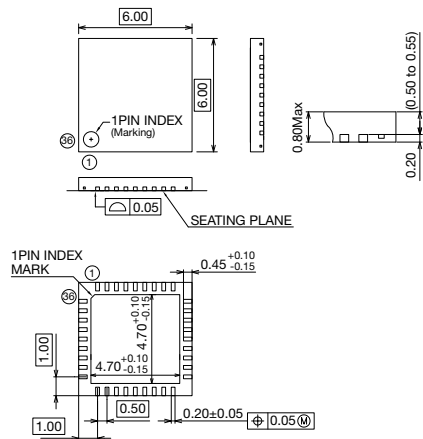
TRAY: 403pcs
T&R: 1,000pcs

P-WQFN32-0505-0.50-W66



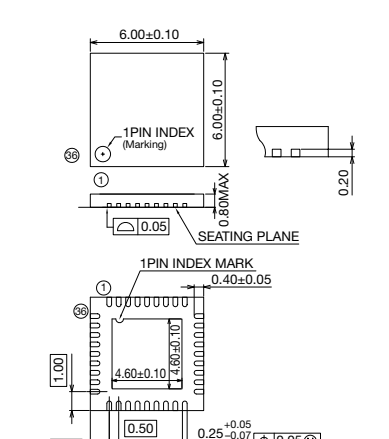
TRAY: 4,030pcs
T&R: 1,000pcs

WQFN36-0606-0.50-A63



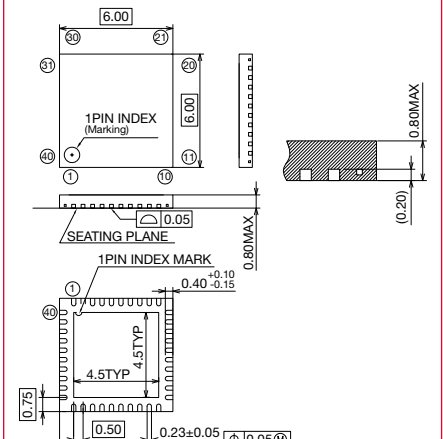
TRAY: 4,900pcs
T&R: 2,000pcs

P-WQFN36-0606-0.50-T63



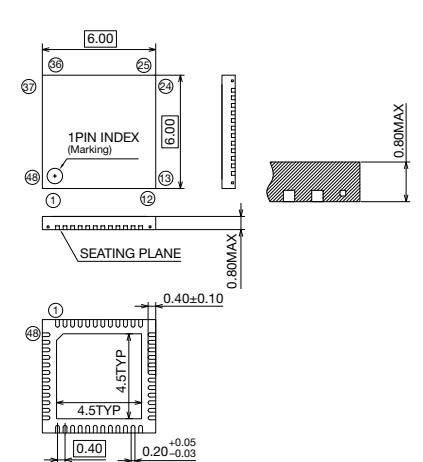
TRAY: 490pcs
T&R: 2,000pcs

P-WQFN40-0606-0.50-63



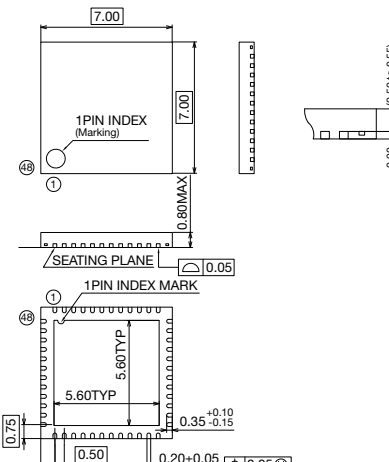
TRAY: 4,900pcs
T&R: 2,500pcs

P-WQFN48-0606-0.40-T63-MC



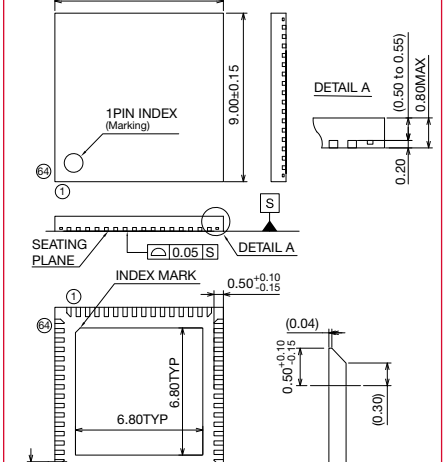
TRAY: —
T&R: 3,000pcs

P-WQFN48-0707-0.50-63



TRAY: 2,500pcs
T&R: 2,000pcs

P-WQFN64-0909-0.50-63



TRAY: 2,600pcs
T&R: 3,000pcs

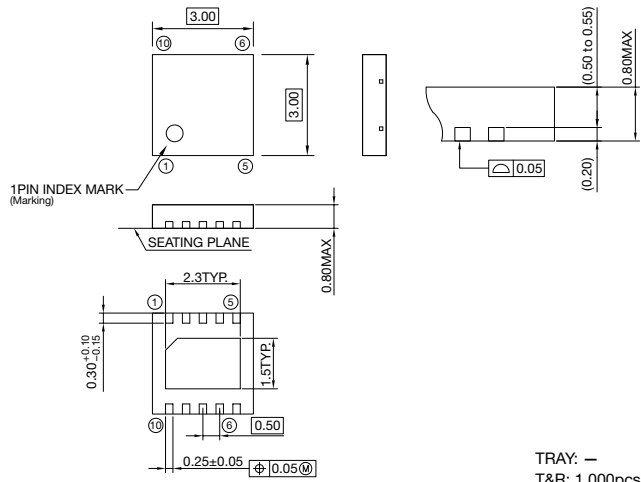
These package size are an example. For details, please inquire to the sales.

WSON Packages

(Unit: mm)

WSON

P-WSON10-0303-0.50-63

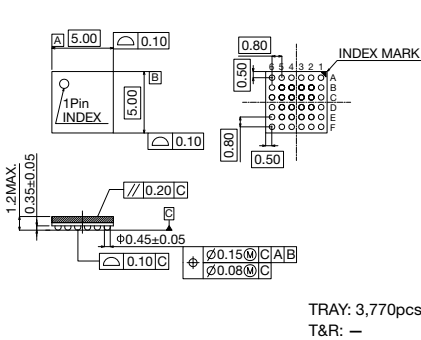


BGA Packages

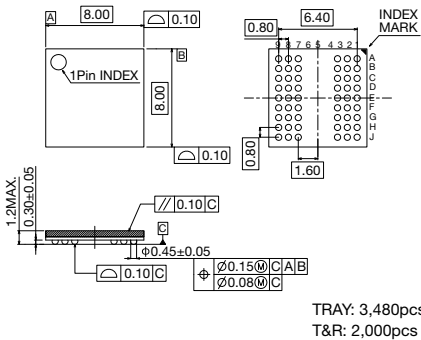
(Unit: mm)

TFBGA

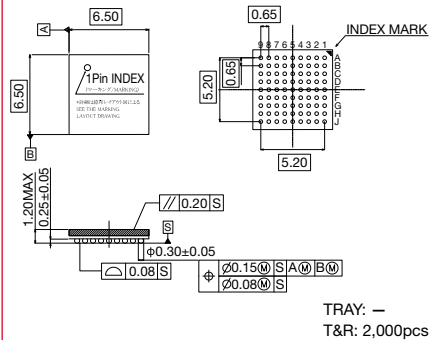
P-TFBGA36-0505-0.80-9



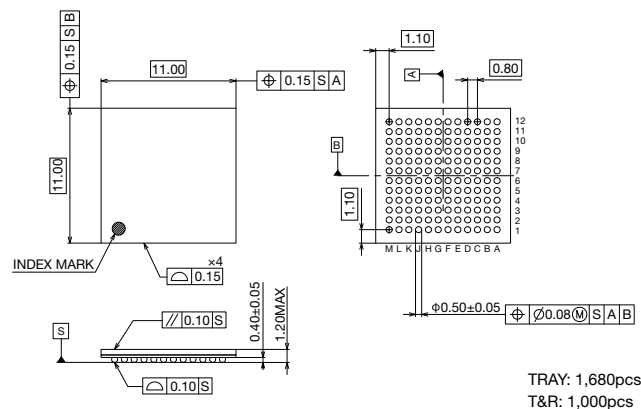
P-TFBGA54-0808-0.80-9



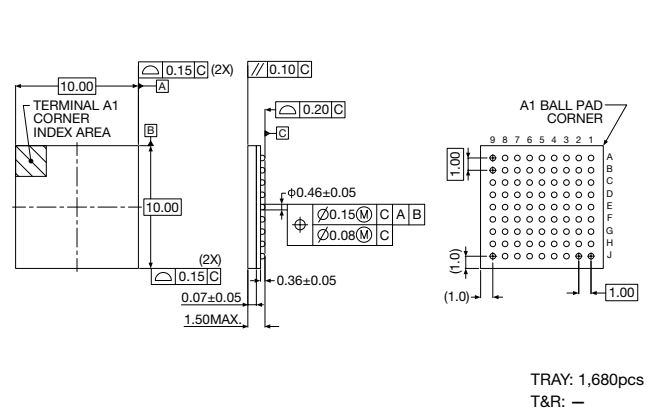
P-TFBGA81-6.5×6.5-0.65-9-MC



P-TFBGA144-1111-0.80-1



P-LBGA81-1010-1.00-1-MC



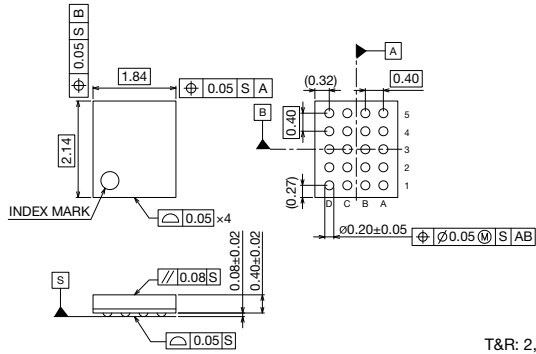
These package size are an example. For details, please inquire to the sales.

WL-CSP Packages

(Unit: mm)

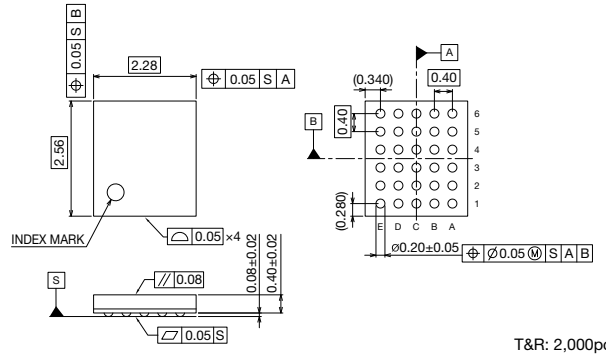
WCSP

S-UFLGA20-1.84×2.14-0.40-W



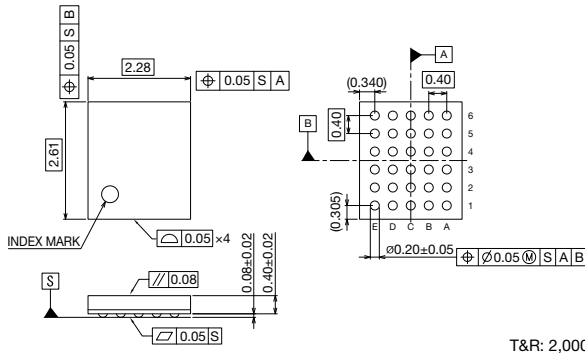
T&R: 2,000pcs

S-UFLGA30-2.28×2.56-0.40-W



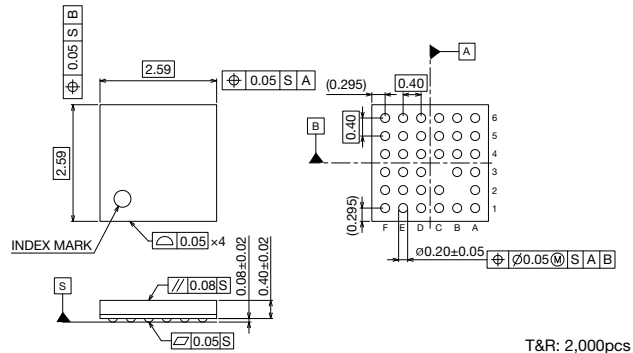
T&R: 2,000pcs

S-UFLGA30-2.28×2.61-0.40-W



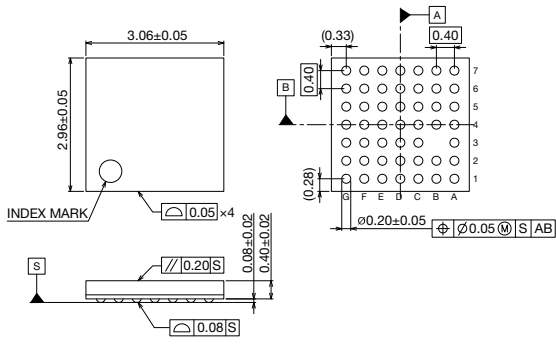
T&R: 2,000pcs

S-UFLGA34-2.59×2.59-0.40-W



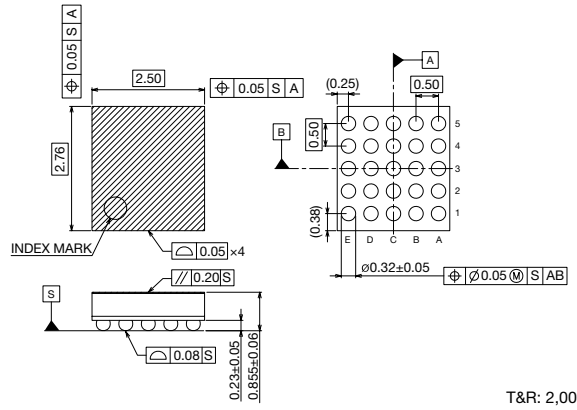
T&R: 2,000pcs

S-UFLGA48-3.06×2.96-0.40-W



T&R: 2,000pcs

S-VFBGA25-2.76×2.50-0.50-W



T&R: 2,000pcs

Notice

- 1) The information contained in this document is intended to introduce ROHM Group (hereafter referred to as ROHM) products. When using ROHM products, please verify the latest specifications or datasheets before use.
- 2) ROHM products are designed and manufactured for use in general electronic equipment and applications (such as Audio Visual equipment, Office Automation equipment, telecommunication equipment, home appliances, amusement devices, etc.) or specified in the datasheets. Therefore, please contact the ROHM sales representative before using ROHM products in equipment or devices requiring extremely high reliability and whose failure or malfunction may cause danger or injury to human life or body or other serious damage (such as medical equipment, transportation, traffic, aircraft, spacecraft, nuclear power controllers, fuel control, automotive equipment including car accessories, etc. hereafter referred to as Specific Applications). Unless otherwise agreed in writing by ROHM in advance, ROHM shall not be in any way responsible or liable for any damages, expenses, or losses incurred by you or third parties arising from the use of ROHM Products for Specific Applications.
- 3) Electronic components, including semiconductors, can fail or malfunction at a certain rate. Please be sure to implement, at your own responsibilities, adequate safety measures including but not limited to fail-safe design against physical injury, and damage to any property, which a failure or malfunction of products may cause.
- 4) The information contained in this document, including application circuit examples and their constants, is intended to explain the standard operation and usage of ROHM products, and is not intended to guarantee, either explicitly or implicitly, the operation of the product in the actual equipment it will be used. As a result, you are solely responsible for it, and you must exercise your own independent verification and judgment in the use of such information contained in this document. ROHM shall not be in any way responsible or liable for any damages, expenses, or losses incurred by you or third parties arising from the use of such information.
- 5) When exporting ROHM products or technologies described in this document to other countries, you must abide by the procedures and provisions stipulated in all applicable export laws and regulations, such as the Foreign Exchange and Foreign Trade Act and the US Export Administration Regulations, and follow the necessary procedures in accordance with these provisions.
- 6) The technical information and data described in this document, including typical application circuits, are examples only and are not intended to guarantee to be free from infringement of third parties intellectual property or other rights. ROHM does not grant any license, express or implied, to implement, use, or exploit any intellectual property or other rights owned or controlled by ROHM or any third parties with respect to the information contained herein.
- 7) No part of this document may be reprinted or reproduced in any form by any means without the prior written consent of ROHM.
- 8) All information contained in this document is current as of the date of publication and subject to change without notice. Before purchasing or using ROHM products, please confirm the latest information with the ROHM sales representative.
- 9) ROHM does not warrant that the information contained herein is error-free. ROHM shall not be in any way responsible or liable for any damages, expenses, or losses incurred by you or third parties resulting from errors contained in this document.
- 10) The information contained in this document is current as of December 1st, 2023.

[Compliance to RoHS Directive]

All of the products comply with the RoHS Directive.
With the exception of specific exemptions granted under the RoHS Directive and naturally occurring impurities, the products conform to control limits on the six substances regulated by the RoHS Directive (lead, cadmium, mercury, hexavalent chromium, PBB, and PBDE). Indicates that the product's terminals and electrodes contain no lead. The products internal components other than those specifically exempted under the RoHS Directive. It should not be construed as guarantee of compliance with laws and regulations enacted by EU member states in response to the RoHS Directive.