

Featured Products



Ideal for common functional designs from 3 to 12inch panels

6ch LED Driver for Automotive Backlighting

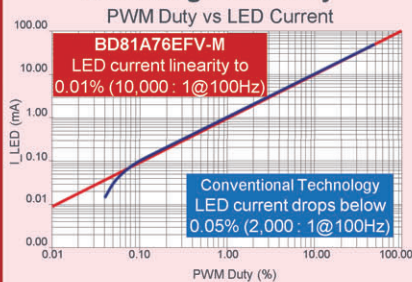
BD81A76EFV-M (AEC-Q100 Qualified)

Single driver solution compatible with a wide range from compact panels to next-generation clusters
Supports common designs with superior functionality

Features
V_{OUT} discharge function suppresses flickering during restart

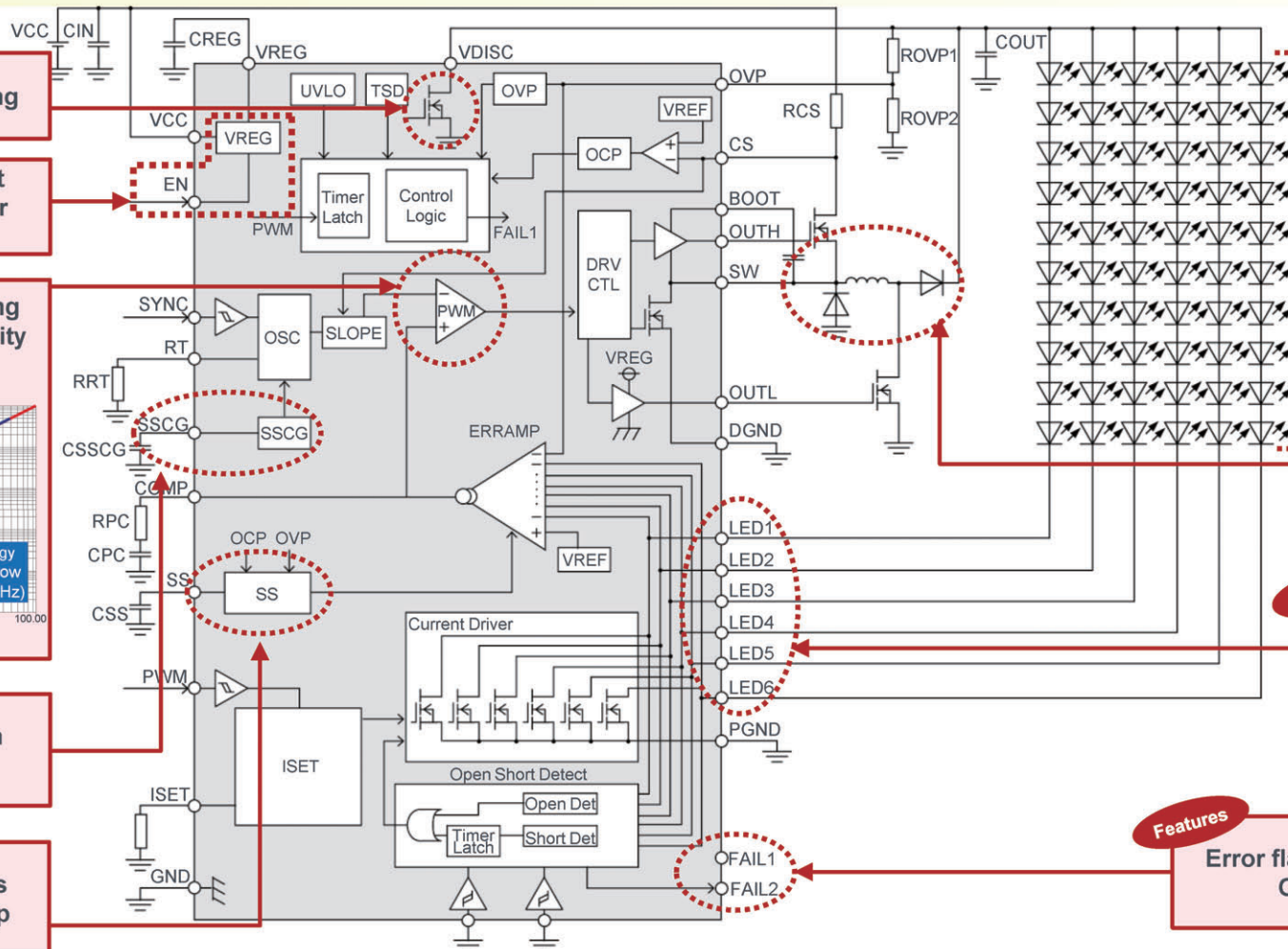
Features
Low 10μA standby current contributes to lower power consumption in xEVs

Features
10,000 : 1 (@100Hz) dimming technology improves visibility and design flexibility



Features
Spread spectrum function reduces noise level

Features
Soft start circuit minimizes inrush protection at startup



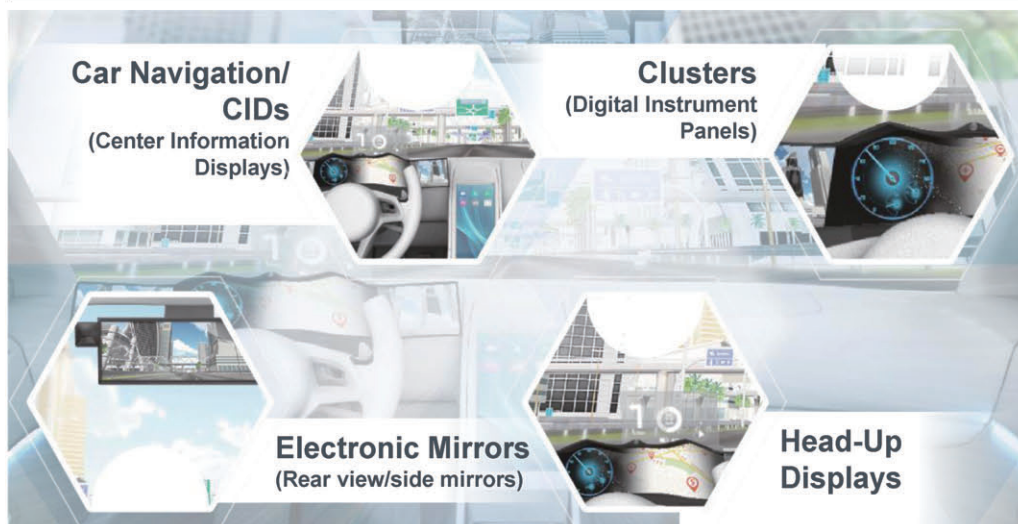
Features
Original buck-boost control makes it possible to drive a wide range of lamps from 6 to 60 lamps

Features
A single coil supports buck-boost operation, reducing the number of external components

Features
6ch configuration with low heat generation constant current drive provided for all channels: 120mA/ch

Features
Error flag output (Active Low) OVP, OCP, Open/Short, SCP

■ Applications



- Car navigation
 - Center information displays (CIDs)
 - Instrument clusters
 - Head-up displays (HUDs)
 - Electronic mirrors
 - Small- to mid-size LCD panels
- ...and other automotive LCDs (up to 12 inch)
requiring LED backlighting

■ LED Driver IC Lineup for Automotive Backlighting

Part No.	Supply Voltage (V)	Boost FET	Ch	Output Voltage (V)	Max Output Current (mA)	Switching Frequency (MHz)	PWM Dimming Ratio @100Hz	V _{OUT} Discharge	Spread Spectrum	No. of Error Flag Outputs	Operating Temperature (°C)	Package
New BD81A76EFV-M	4.5 to 35	External	6	40 (Max)	120/ch	0.2 to 2.2	10000:1	✓	✓	2	-40 to +125	HTSSOP-B30
BD81A24EFV-M	4.5 to 35	Internal	4	40 (Max)	120/ch	0.2 to 2.2	10000:1	✓	—	2	-40 to +125	HTSSOP-B28
BD81A24MUV-M	4.5 to 35	Internal	4	40 (Max)	120/ch	0.2 to 2.2	10000:1	✓	—	2	-40 to +125	VQFN28SV5050
BD81A24MUF-M	4.5 to 35	Internal	4	40 (Max)	120/ch	0.2 to 2.2	10000:1	✓	—	2	-40 to +125	VQFN28FV5050
BD81A44EFV-M	4.5 to 35	External	4	40 (Max)	120/ch	0.2 to 2.2	10000:1	✓	—	2	-40 to +125	HTSSOP-B28
BD81A44MUV-M	4.5 to 35	External	4	40 (Max)	120/ch	0.2 to 2.2	10000:1	✓	—	2	-40 to +125	VQFN28SV5050
BD81A44MUF-M	4.5 to 35	External	4	40 (Max)	120/ch	0.2 to 2.2	10000:1	✓	—	2	-40 to +125	VQFN28FV5050
BD81A74EFV-M	4.5 to 35	External	4	40 (Max)	120/ch	0.2 to 2.2	10000:1	✓	✓	2	-40 to +125	HTSSOP-B28
BD81A74MUV-M	4.5 to 35	External	4	40 (Max)	120/ch	0.2 to 2.2	10000:1	✓	✓	2	-40 to +125	VQFN28SV5050



ROHM Co., Ltd.

21 Sain Mizosaki-cho, Ukyo-ku,
Kyoto 615-8585 Japan

www.rohm.com

The content specified herein is for the purpose of introducing ROHM's products (hereinafter "Products"). If you wish to use any such Product, please be sure to refer to the specifications, which can be obtained from ROHM upon request. Great care was taken in ensuring the accuracy of the information specified in this document. However, should you incur any damage arising from any inaccuracy or misprint of such information, ROHM shall bear no responsibility for such damage. The technical information specified herein is intended only to show the typical functions of and examples of application circuits for the Products. ROHM does not grant you, explicitly or implicitly, any license to use or exercise intellectual property or other rights held by ROHM and other parties. ROHM shall bear no responsibility whatsoever for any dispute arising from the use of such technical information. If you intend to export or ship overseas any Product or technology specified herein that may be controlled under the Foreign Exchange and the Foreign Trade Law, you will be required to obtain a license or permit under the Law.

The content specified in this document is correct as of January 1st, 2020.