

Featured Products

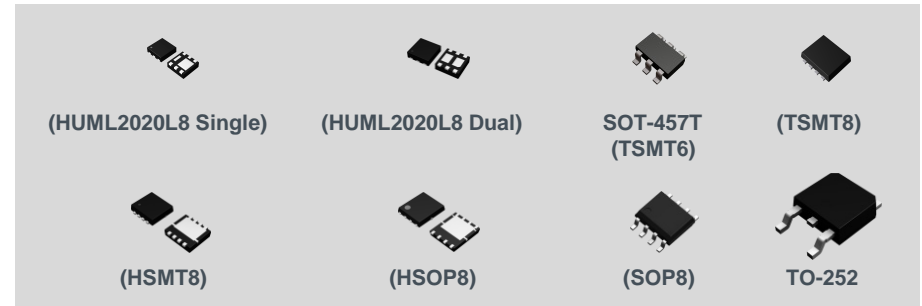


Class-leading* low ON resistance

-40V/-60V Industrial-Grade Pch MOSFETs

5th Gen Pch Single/Dual series Power MOSFETs

- Class-leading low $R_{on} \cdot A$ (R_{on} per unit area) contributes to greater energy savings and miniaturization
- Newly designed micro-trench structure improves quality by preventing oxide film breakdown
- 18 single and 6 dual models are offered in a variety of package types, contributing to reduced design man-hours and improved reliability

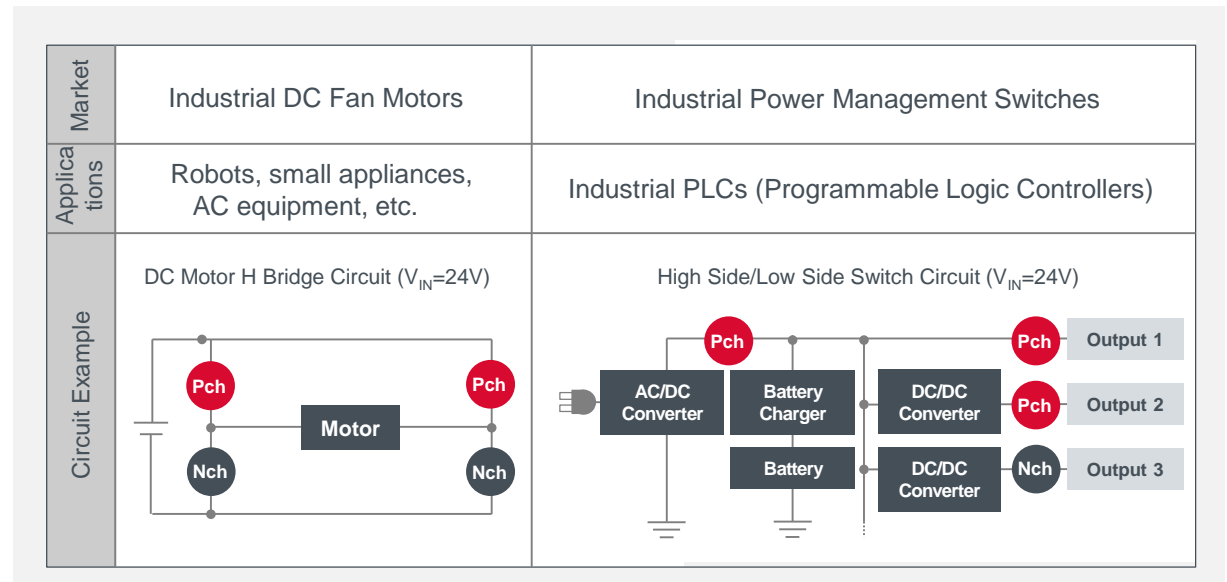
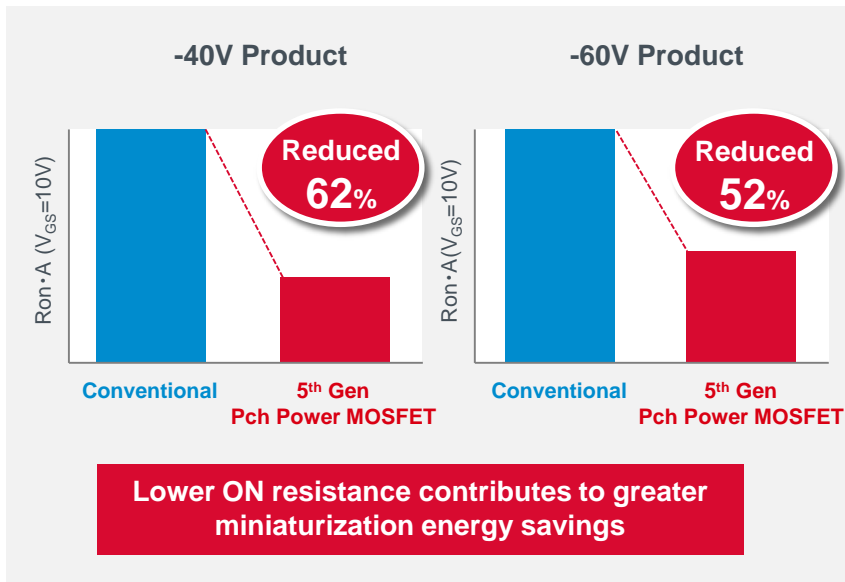


*ROHM February 2021 study

Note: Indicates the JEDEC package notation. () denotes ROHM package type.

ON Resistance Comparison: Conventional vs New

Compatible Applications · Circuit Examples



<Single series>

Package Name	Package Size (mm)	V _{DSS} (V)	Current (A) T _c =25°C						Internal Circuit Diagram
			0	-5	-10	-15	-35	-55	
<DFN2020-8S> (HUML2020L8 Single)	2.0×2.0×0.6	-40	RF4G060AT -6*						
		-60	RF4L040AT -4*						
SOT-457T (TSMT6) [SC-95]	2.8×2.9×0.85	-40	RQ6G050AT -5*						
		-60	RQ6L035AT -3.5*						
(TSMT8)	2.8×3.0×0.8	-40	RQ7G080AT -8*						
		-60	RQ7L050AT -5*						
(HSMT8)	3.3×3.3×0.8	-40	RQ3G110AT -35						
		-60	RQ3L070AT -25						
(HSOP8)	6.0×5.0×1.0	-40	RS1G201AT -78						
		-60	RS1L151AT -56						
(SOP8)	6.0×5.0×1.75	-40	RS3G160AT -16*						
		-60	RS3L110AT -11*						
TO-252 <DPAK>	10.0×6.6×2.3	-40	RD3G01BAT -15						
			RD3G03BAT -35						
			RD3G07BAT -70						
		-60	RD3L01BAT -10						
			RD3L03BAT -35						
			RD3L07BAT -70						

Note: Indicates the JEDEC package notation. () denotes ROHM package type, [] JEITA code, <> General code.

*T_a=25°C

<Dual series>

Package Name	Package Size (mm)	V _{DSS} (V)	Current (A) T _a =25°C		Internal Circuit Diagram
			0	-5	
<DFN2020-8D> (HUML2020L8 Dual)	2.0×2.0×0.6	-40	UT6JB5 -3.5		
		-60	UT6JC5 -2.5		
(TSMT8)	2.8×3.0×0.8	-40	QH8JB5 -5		
		-60	QH8JC5 -3.5		
(SOP8)	6.0×5.0×1.75	-40	SH8JB5 -8.5		
		-60	SH8JC5 -7.5		

Note: () denotes ROHM package type, < > General code.



ROHM Co., Ltd.

21 Sain Mizosaki-cho, Ukyo-ku, Kyoto 615-8585 Japan

www.rohm.com

The content specified herein is for the purpose of introducing ROHM's products (hereinafter "Products"). If you wish to use any such Product, please be sure to refer to the specifications, which can be obtained from ROHM upon request. Great care was taken in ensuring the accuracy of the information specified in this document. However, should you incur any damage arising from any inaccuracy or misprint of such information, ROHM shall bear no responsibility for such damage. The technical information specified herein is intended only to show the typical functions of and examples of application circuits for the Products. ROHM does not grant you, explicitly or implicitly, any license to use or exercise intellectual property or other rights held by ROHM and other parties. ROHM shall bear no responsibility whatsoever for any dispute arising from the use of such technical information. If you intend to export or ship overseas any Product or technology specified herein that may be controlled under the Foreign Exchange and the Foreign Trade Law, you will be required to obtain a license or permit under the Law.

The information contained in this document is current as of 1st February, 2021.