

Featured Products




Ideal for motor drive in industrial equipment and base stations

Latest Gen 40V/60V Dual MOSFETs

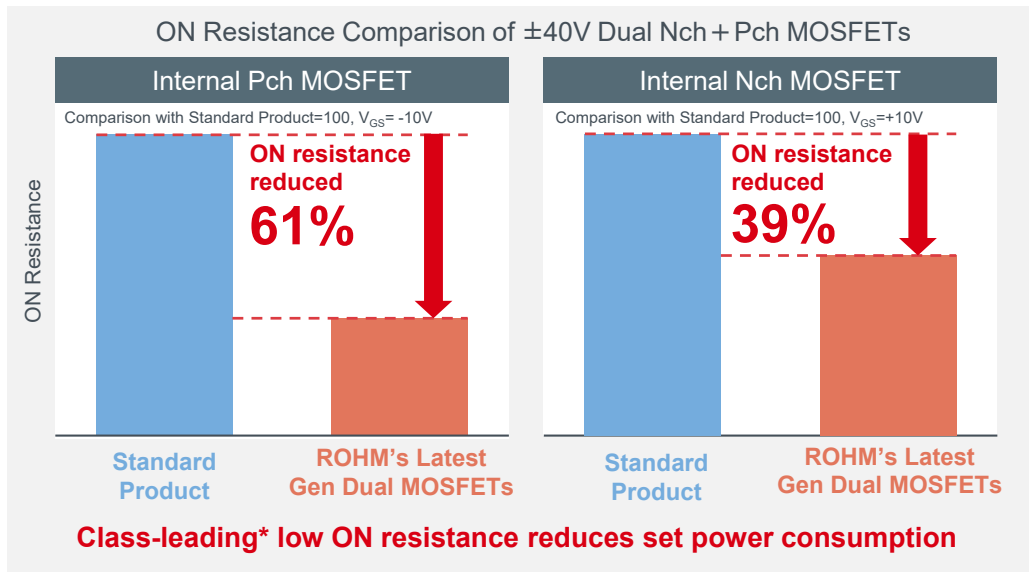
Nch+Pch Dual MOSFETs (QH8Mx5/SH8Mx5 series), Nch+Nch MOSFETs (QH8Kxx/SH8Kxx series)

- Class-leading* low ON resistance contributes to greater energy savings
- Integrating 2 devices in a single package contributes to smaller mounting area, reducing device size along with development load
- Combine with ROHM's motor IC to achieve an optimum motor drive solution

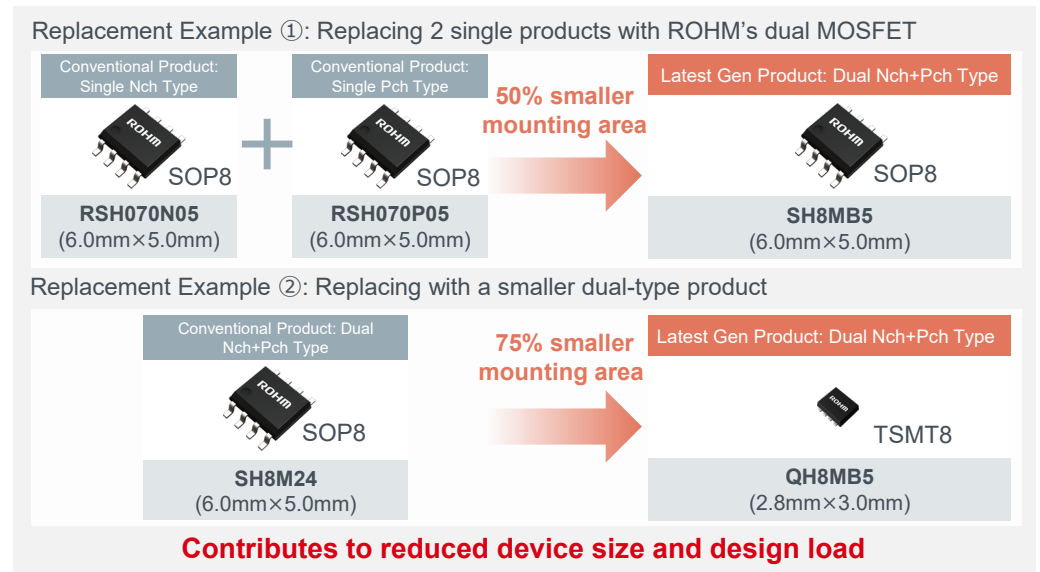


* ROHM July 2021 study

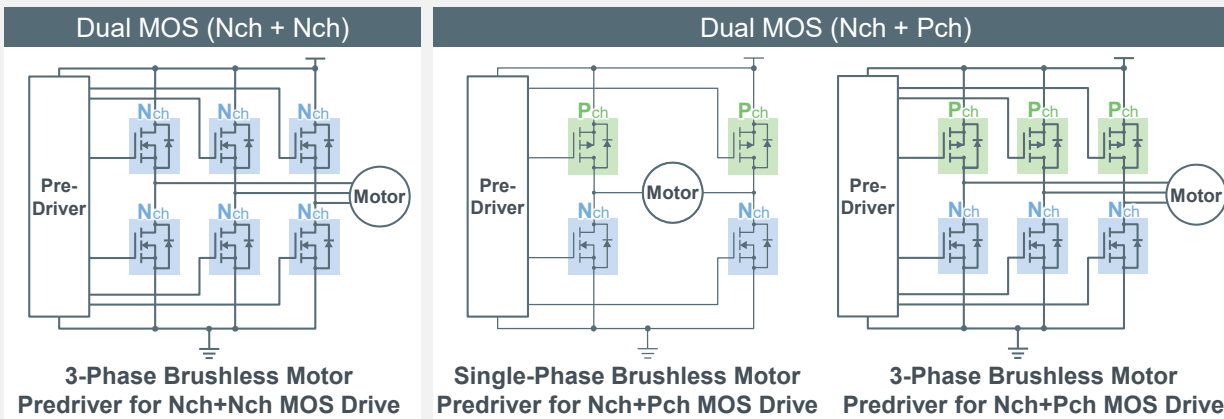
ON Resistance Comparison



Nch+Pch Mounting Area Comparison



Motor Drive Solution Proposals



Combining with ROHM's motor drive predriver ICs provides the optimum solution for achieving greater miniaturization, lower power consumption, and silent drive in motor applications

Related Pages (ROHM's Website)

Predriver IC for Single-Phase Brushless Motors

[Quick Link](#)




Predriver IC for 3-Phase Brushless Motors

[Quick Link](#)



Applications

- FA equipment
- Fan motors for base stations
- Fan motors for large-scale consumer devices



Lineup

Dual Nch+Pch MOSFETs

Part No.	Polarity (ch)	V _{DSS} (V)		I _D (A)		P _D (W)	Ron Max (mΩ) V _{GS} =10V		Package (mm)
		Nch	Pch	Nch	Pch		Nch	Pch	
New SH8MB5 Web Page	N+P	40	-40	8.5	-8.5	2	19.4	16.8	SOP8 (6.0×5.0×1.75)
New SH8MC5 Web Page		60	-60	6.5	-7		32	33	
New QH8MB5 Web Page	N+P	40	-40	4.5	-5	1.5	44	41	TSMT8 (2.8×3.0×0.8)
New QH8MC5 Web Page		60	-60	3	-3.5		90	91	

Dual Nch+Nch MOSFETs

Part No.	Polarity (ch)	V _{DSS} (V)	I _D (A)	P _D (W)	Ron Max (mΩ) V _{GS} =10V	Package (mm)
New SH8KB7 Web Page	N+N	40	13.5	2	8.4	SOP8 (6.0×5.0×1.75)
New SH8KB6 Web Page		40	8.5		19.4	
New SH8KC7 Web Page		60	10.5		12.4	
New SH8KC6 Web Page		60	6.5		32	
New QH8KB6 Web Page	N+N	40	8	1.5	17.7	TSMT8 (2.8×3.0×0.8)
New QH8KB5 Web Page		40	7.5		44	
New QH8KC6 Web Page		60	5.5		30	
New QH8KC5 Web Page		60	3		90	



ROHM Co., Ltd.

21 Sain Mizosaki-cho, Ukyo-ku,
Kyoto 615-8585 Japan

www.rohm.com

The content specified herein is for the purpose of introducing ROHM's products (hereinafter "Products"). If you wish to use any such Product, please be sure to refer to the specifications, which can be obtained from ROHM upon request. Great care was taken in ensuring the accuracy of the information specified in this document. However, should you incur any damage arising from any inaccuracy or misprint of such information, ROHM shall bear no responsibility for such damage. The technical information specified herein is intended only to show the typical functions of and examples of application circuits for the Products. ROHM does not grant you, explicitly or implicitly, any license to use or exercise intellectual property or other rights held by ROHM and other parties. ROHM shall bear no responsibility whatsoever for any dispute arising from the use of such technical information. If you intend to export or ship overseas any Product or technology specified herein that may be controlled under the Foreign Exchange and the Foreign Trade Law, you will be required to obtain a license or permit under the Law.

The information contained in this document is current as of 1st July, 2021.