

Featured Products




Supports high power in a compact surface mount package

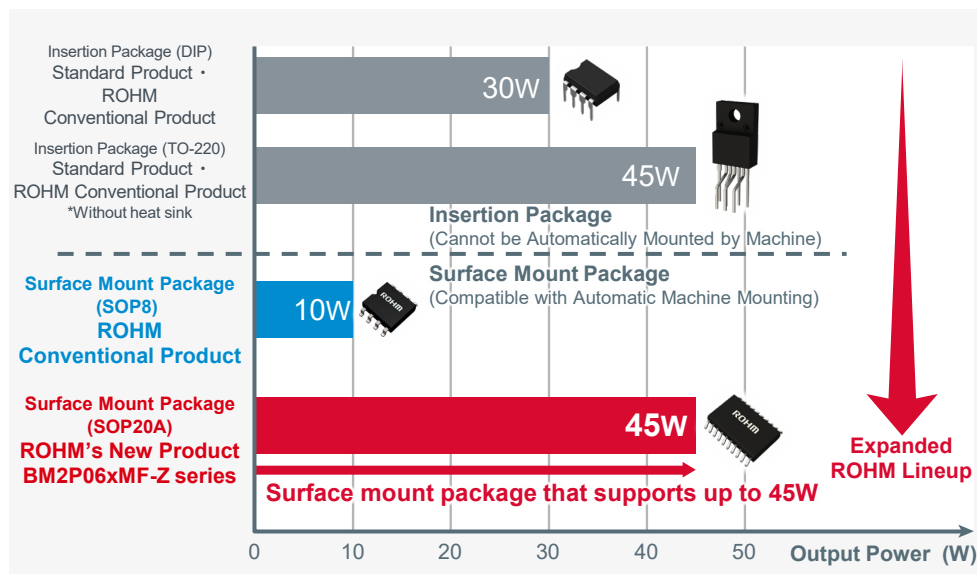
AC/DC Converter ICs with Built-in 730V SJ MOSFET

BM2P06xMF series

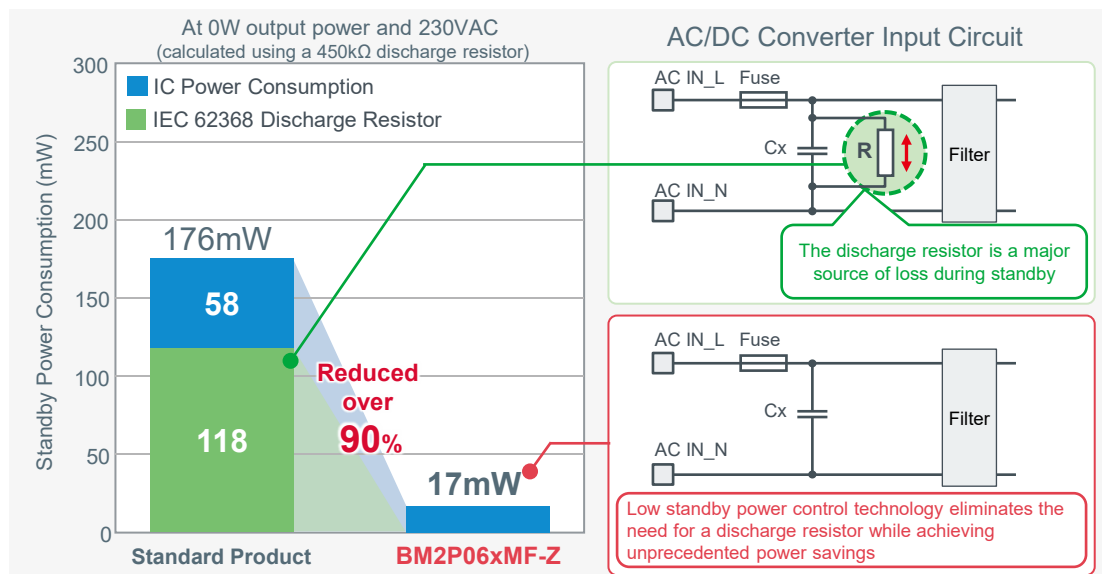
- **Delivers high 45W output (SOP20) in a compact surface mount package**
Built-in 730V high performance super junction MOSFET (SJ MOSFET) contributes to greater miniaturization
- **Universal (worldwide) AC compatibility**
Wide input voltage range: 85 to 264VAC
- **Significantly reduces standby power consumption**
Adopts an X capacitor discharge function and original low standby power control technology
- **Reduces component count and improves power supply reliability**
Wide power supply voltage range ($V_{cc}=11V$ to 60V) eliminates the need for a step-down power supply circuit while increased surge resistance ensures superior reliability



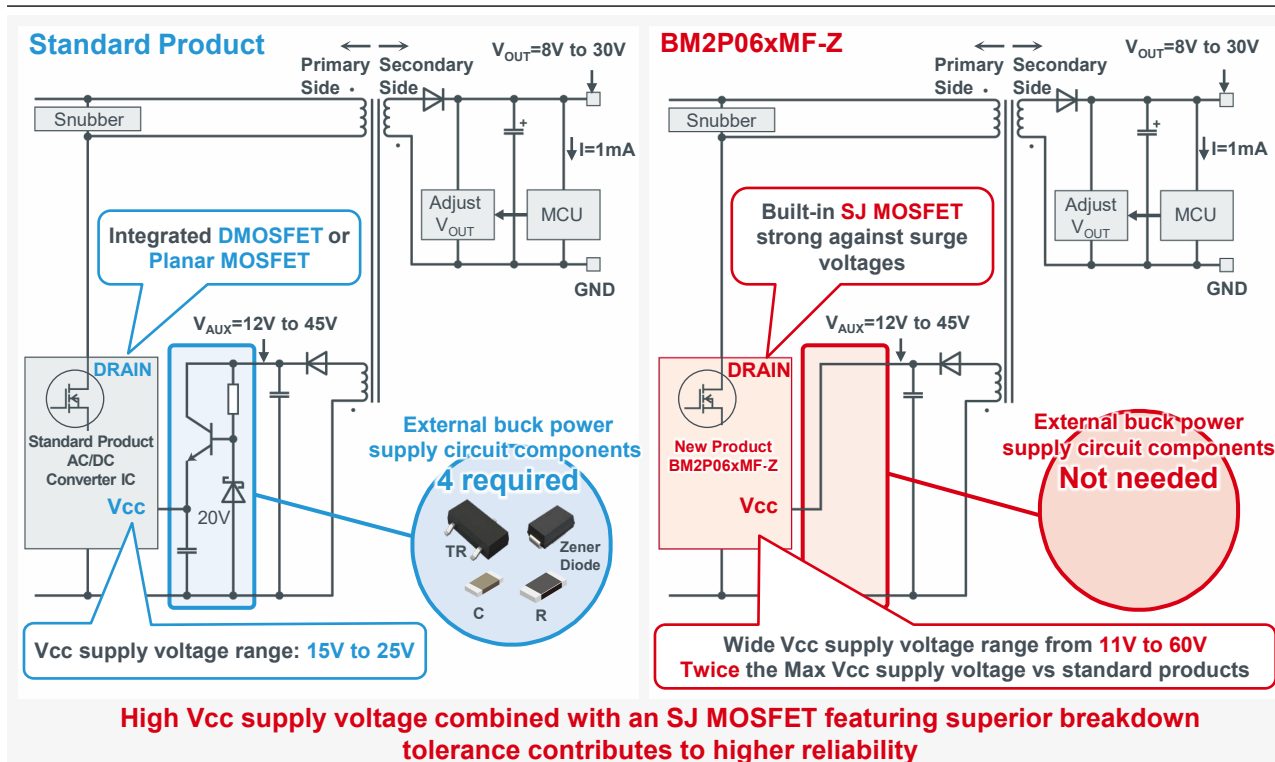
■ AC/DC Converter IC Output Power Lineup (85V to 264V AC Products)



■ AC/DC Converter IC Standby Power Consumption Comparison



■ Comparison of Power Supply Circuit Configuration: 84V to 264V AC/DC Converter ICs



■ Applications

- Consumer electronics such as AC, appliances, monitors, and hair dryers
- Industrial equipment including inverters, AC servos, routers, and OA devices

Suitable for AC/DC converters up to 45W output in consumer and industrial sets

■ BM2P060MF-EVK-001 Evaluation Board (with BM2P060MF-Z)



Available for purchase in single units

Input voltage: 90V to 264VAC
Input voltage: 24V (isolated)
max. output current: 1.67A
Online Distributors: Digi-Key, Mouser, and Farnell



■ AC/DC Converter IC Lineup

Part No.	Supply Voltage (V)	MOSFET Max Breakdown Voltage (V)	MOSFET ON Resistance (Ω Typ)	Switching Frequency (kHz Typ)	FB OLP	Operating Temperature (°C)	Package
BM2P016-Z series Web Page	8.9 to 26.0	Drain 650	1.4	65	Auto Restart or Latch	-40 to +105	DIP7K
BM2P016T Web Page					Auto Restart		TO220-7M
BM2P091F Web Page			4.0 or 8.5		Auto Restart or Latch		SOP8
New BM2P060MF-Z Web Page	11.0 to 60.0	VH 650 Drain 730	0.7		Auto Restart		SOP20A
New BM2P061MF-Z Web Page			1.0				
New BM2P063MF-Z Web Page			3.0				
☆ BM2P060LF-Z			0.7		Latch		
☆ BM2P061LF-Z			1.0				

☆ Under Development



ROHM Co., Ltd.

21 Sain Mizosaki-cho, Ukyo-ku,
Kyoto 615-8585 Japan

www.rohm.com

The content specified herein is for the purpose of introducing ROHM's products (hereinafter "Products"). If you wish to use any such Product, please be sure to refer to the specifications, which can be obtained from ROHM upon request. Great care was taken in ensuring the accuracy of the information specified in this document. However, should you incur any damage arising from any inaccuracy or misprint of such information, ROHM shall bear no responsibility for such damage. The technical information specified herein is intended only to show the typical functions of and examples of application circuits for the Products. ROHM does not grant you, explicitly or implicitly, any license to use or exercise intellectual property or other rights held by ROHM and other parties. ROHM shall bear no responsibility whatsoever for any dispute arising from the use of such technical information. If you intend to export or ship overseas any Product or technology specified herein that may be controlled under the Foreign Exchange and the Foreign Trade Law, you will be required to obtain a license or permit under the Law.

The information contained in this document is current as of December 1st, 2021.